



Ukreximbank, as of 01.01.2020

State share (represented by the Cabinet of Ministers of Ukraine): 100%

Chairperson of Management Board Oleksandr Hrytsenko

Chairperson of Supervisory Board: Olyana Gordiyenko


Number of branches: 61

Number of employees: 3 336

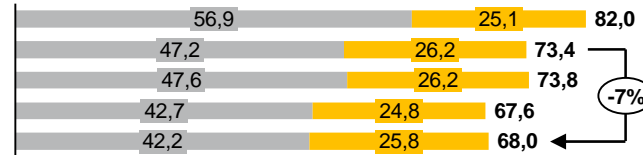
1 Balance indicators

UAH mln	01.01.2019	01.10.2019	01.01.2020	compared to 1/1/2019	change during IVQ 2019	
Net assets, total	161 625	143 216	141 251	-20 375	-1 965	-1,4%
Total assets, total	231 958	205 439	202 922	-29 036	-2 517	-1,2%
Cash and equivalents	4 195	6 458	5 203	1 008	-1 255	-19,4%
Loans to and debt of clients	72 479	62 833	53 482	-18 997	-9 351	-14,9%
o/w loans to and debt of legal entities	72 296	62 635	53 292	-19 004	-9 344	-14,9%
o/w loans to and debt of individuals	183	198	190	7	-8	-3,9%
T-bills	54 935	41 575	41 501	-13 433	-74	-0,2%
Liabilities, total	153 184	133 239	131 385	-21 799	-1 854	-1,4%
Owed to the NBU	0	0	0	0	0	0,0%
Owed to banks	1 872	1 299	760	-1 112	-539	-41,5%
Owed to clients	79 947	77 639	75 339	-4 608	-2 300	-3,0%
o/w legal entities and non-bank FIs	47 201	42 724	42 229	-4 973	-496	-1,2%
o/w individuals	26 193	24 844	25 779	-414	935	3,8%
Statutory capital		38 730		-	-	-
Equity, total	8 441	9 977	9 866	1 425	-111	-1,1%
Regulatory capital	11 147	11 837	13 691	2 544	1 854	15,7%
Adequacy of regulatory capital (N2)	12,75%	15,53%	20,20%	-	-	-
Profit / (loss) after tax	852	2 270	1 002	-	-	-

Credit and liabilities, UAH bln



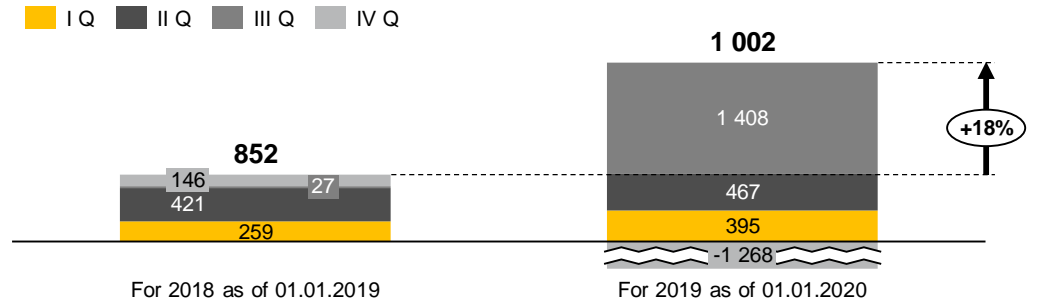
Client funds, UAH bln



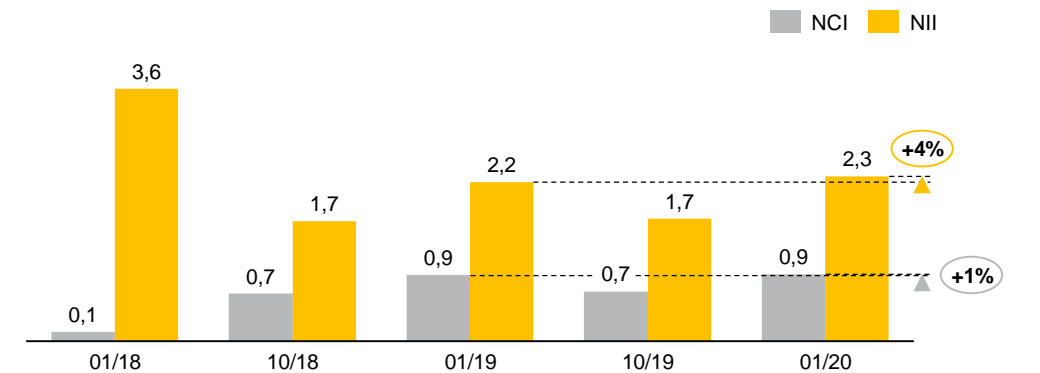
■ Портфель юридичних осіб ■ Портфель фізичних осіб

2 Profitability indicators

Profitability, UAH mln

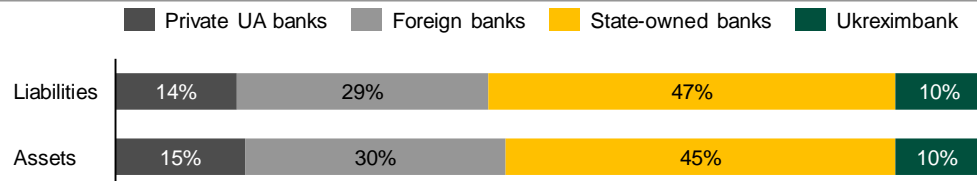


Net commission and interest income, UAH bn

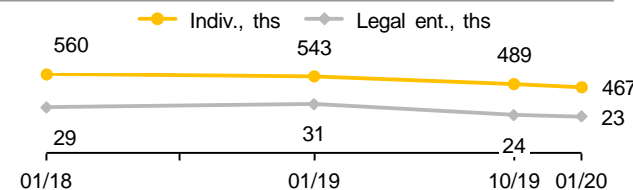


3 Other indicators

Distribution of liabilities and net assets by banks, %



Number of clients



Payments, 2019, UAH bln

