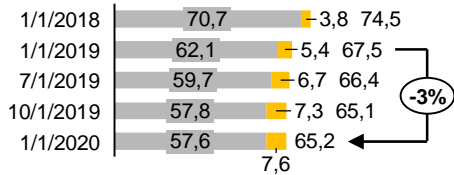





## 1 Balance indicators

UAH mln	01.01.2019	01.10.2019	01.01.2020	compared to 1/1/2019	change during IVQ 2019	
<b>Net assets, total</b>	<b>218 431</b>	<b>209 779</b>	<b>250 487</b>	32 056	40 707	19.4%
<b>Total assets, total</b>	<b>291 011</b>	<b>274 609</b>	<b>314 296</b>	23 285	39 686	14.5%
Cash and equivalents	10 635	11 953	36 724	26 089	24 771	207.2%
Loans to and debt of clients	67 543	65 146	65 168	-2 375	23	0.0%
o/w loans to and debt of legal entities	62 131	57 846	57 604	-4 527	-242	-0.4%
o/w loans to and debt of individuals	5 412	7 299	7 564	2 153	265	3.6%
T-bills	96 614	86 507	83 198	-13 416	-3 309	-3.8%
<b>Liabilities, total</b>	<b>199 888</b>	<b>191 030</b>	<b>231 292</b>	31 404	40 262	21.1%
Owed to the NBU	0	0	0	0	0	0.0%
Owed to banks	6 382	4 587	4 237	-2 145	-349	-7.6%
Owed to clients	151 448	161 351	198 809	47 361	37 458	23.2%
o/w legal entities and non-bank FIs	41 576	46 090	82 083	40 506	35 993	78.1%
o/w individuals	94 821	99 974	104 813	9 992	4 839	4.8%
Statutory capital		49 473		-	-	-
Equity, total	18 543	18 750	19 195	652	445	2.4%
Regulatory capital	13 201	12 196	12 356	-845	160	1.3%
Adequacy of regulatory capital (N2)	13.56%	12.94%	13.13%	-	-	-
Profit / (loss) after tax	162	189	277	-	-	-

### Credit and liabilities, UAH bln



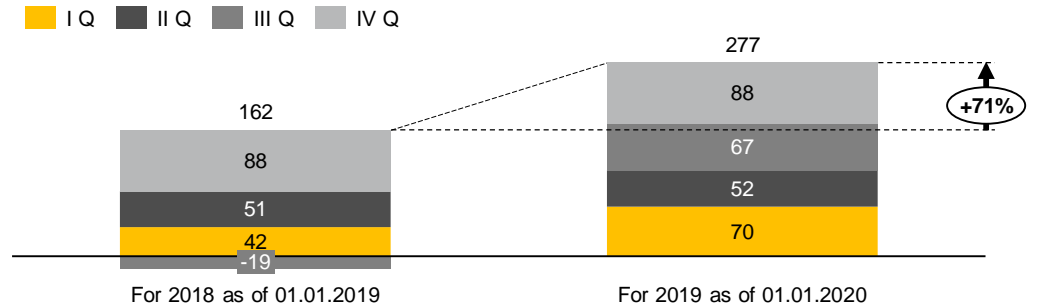
### Client funds, UAH bln



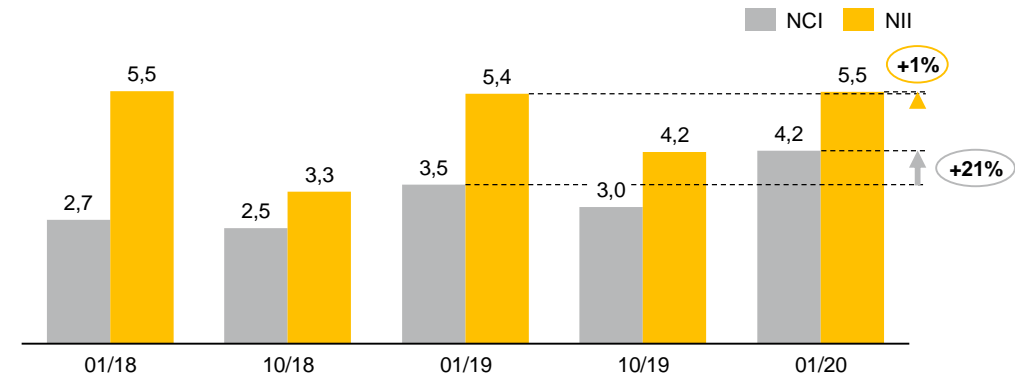
■ Портфель юридических осіб ■ Портфель фізических осіб

## 2 Profitability indicators

Profitability, UAH mln

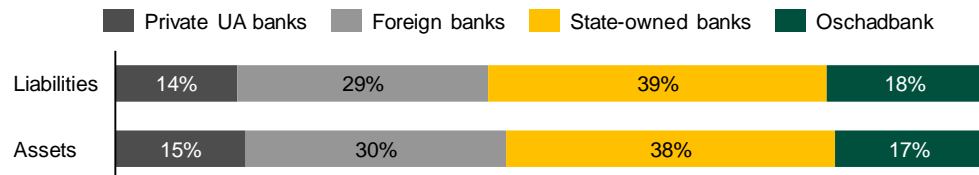


Net commission and interest income, UAH bn

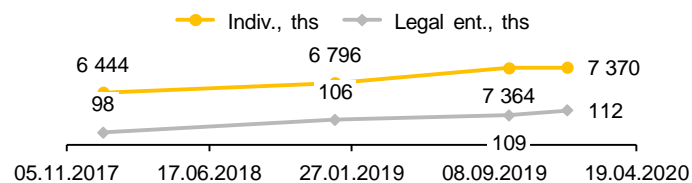


## 3 Other indicators

Distribution of liabilities and net assets by banks, %



Number of clients



Payments, UAH bln

