



Privatbank, as of April 01, 2020


State share (represented by the Cabinet of Ministers of Ukraine): 100%
 Chairperson of Management Board: Petr Krumphanzl
 Chairperson of Supervisory Board: Sharon Easky

Number of branches: 2 124
 Number of employees: 22 410


1 Balance sheet indicators (* with adjustments)

UAH mln	01.04.2019	01.01.2020*	01.04.2020	compared to 01.04.2019	change in Q1 2020	
Net assets, total	281 637	314 106	324 163	42 526	10 057	3,2%
Total assets, total	525 698	552 058	572 100	46 402	20 042	3,6%
Cash and equivalents	23 076	28 601	28 417	5 341	-184	-0,6%
Loans to and debt of clients	54 776	61 033	63 207	8 431	2 174	3,6%
o/w loans to and debt of legal entities	13 764	14 883	15 852	2 088	969	6,5%
o/w loans to and debt of individuals	41 011	46 150	47 355	6 344	1 205	2,6%
T-bills	158 705	140 199	149 173	-9 532	8 974	6,4%
Liabilities, total	242 800	259 577	263 679	20 872	4 102	1,6%
Owed to the NBU	9 307	7 721	2 370	-6 937	-5 351	0,0%
Owed to banks	33	201	279	246	78	38,7%
Owed to clients	221 233	231 386	247 674	26 441	16 288	7,0%
o/w legal entities and non-bank FIs	43 006	50 195	49 428	6 422	-767	-1,5%
o/w individuals	177 826	181 013	195 357	17 532	14 344	7,9%
Statutory capital		206 060		-	-	-
Equity, total	38 838	54 529	60 484	21 646	5 955	10,9%
Regulatory capital	19 423	19 224	19 156	-267	-68	-0,4%
Adequacy of regulatory capital (N2)	16,82%	14,15%	15,80%	-	-	-
Profit / (loss) after tax	7 612	32 609	10 429	-	-	-

Loans to and debt of clients, UAH bln



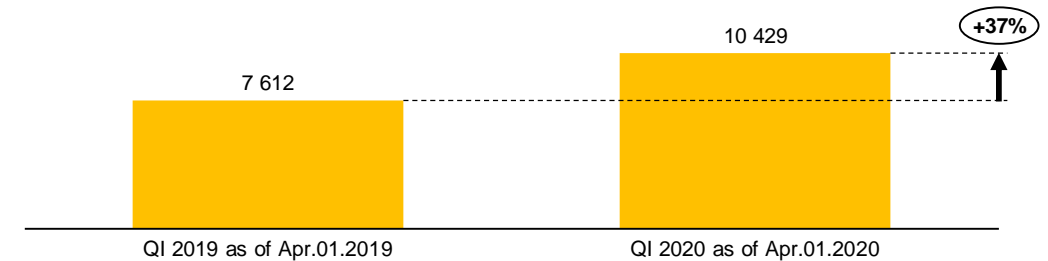
Client funds (legal entities and individual), UAH bln



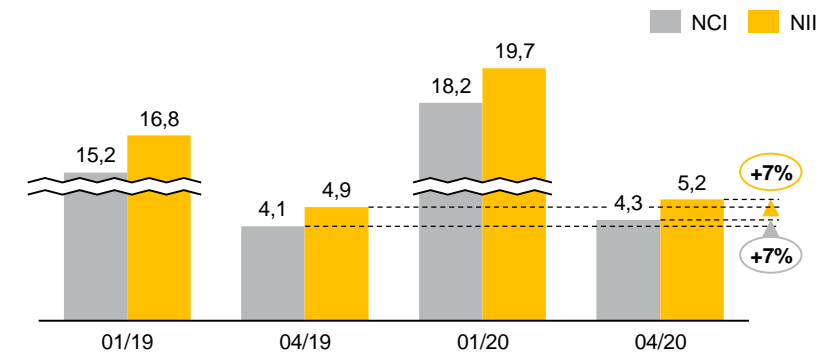
Legend: Legal entities (grey), Individuals (yellow)

2 Profitability indicators

Profitability, UAH mln

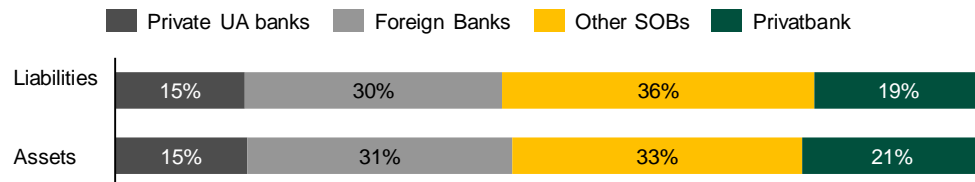


Net commission and interest income, UAH bln

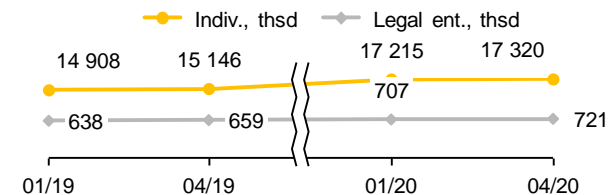


3 Other indicators

Distribution of liabilities and net assets by banks, %



Number of clients



Payments, UAH bln

