



UkrGasbank, as of April 01, 2020


State share (represented by the Cabinet of Ministers of Ukraine): 94,94%
 Chairperson of Management Board: Kyrylo Shevchenko
 Chairperson of Supervisory Board: Davda Shrenic Diradjlal

Number of branches: 257
 Number of employees: 4 338

1 Balance sheet indicators (* with adjustments)

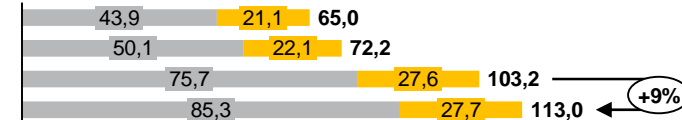
UAH mln	01.04.2019	01.01.2020*	01.04.2020	compared to 01.04.2019	change in QI 2020	
Net assets, total	89 743	119 336	131 926	42 183	12 590	10,5%
Total assets, total	99 606	127 453	140 626	41 020	13 173	10,2%
Cash and equivalents	5 416	11 076	6 783	1 367	-4 293	-38,8%
Loans to and debt of clients	41 196	38 986	38 815	-2 381	-171	-0,4%
o/w loans to and debt of legal entities	38 375	36 177	35 998	-2 377	-179	-0,5%
o/w loans to and debt of individuals	2 822	2 808	2 817	-5	9	0,3%
T-bills	25 360	20 483	32 413	7 053	11 930	58,2%
Liabilities, total	83 850	111 082	124 139	40 289	13 057	11,8%
Owed to the NBU	0	0	0	0	0	0,0%
Owed to banks	2 532	3 281	3 841	1 309	560	17,1%
Owed to clients	77 283	103 553	116 073	38 790	12 520	12,1%
o/w legal entities and non-bank FIs	50 132	75 660	85 318	35 186	9 658	12,8%
o/w individuals	22 108	27 562	27 696	5 588	134	0,5%
Statutory capital		13 319		-	-	-
Equity, total	5 893	8 254	7 786	1 893	-468	-5,7%
Regulatory capital	6 362	7 215	7 691	1 329	476	6,6%
Adequacy of regulatory capital (N2)	13,83%	15,23%	15,69%	-	-	-
Profit / (loss) after tax	54	1 289	339	-	-	-

Loans to and debt of clients, UAH bln



Legal entities Individuals

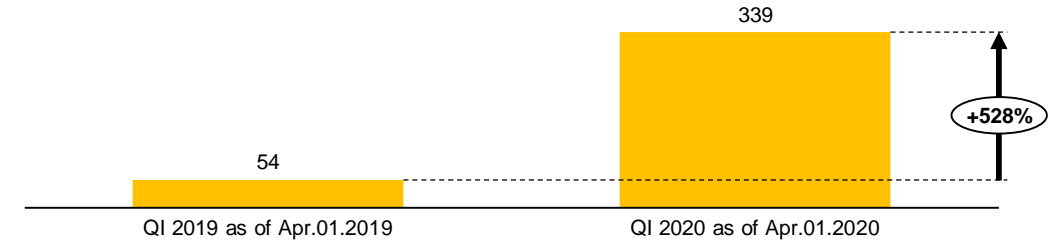
Client funds (legal entities and individual), UAH bln



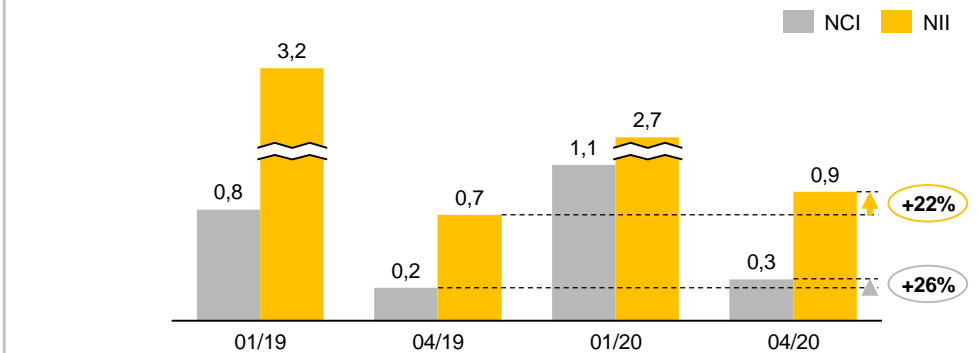
+9%

2 Profitability indicators

Profitability, UAH mln

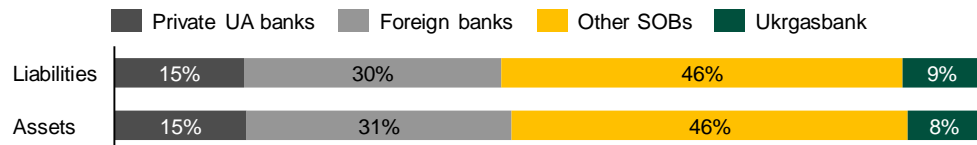


Net commission and interest income, UAH bln

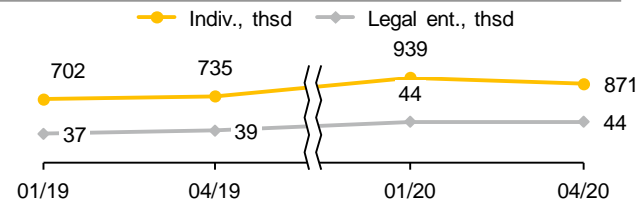


3 Other indicators

Distribution of liabilities and net assets by banks, %



Number of clients



Payments, UAH bln

