



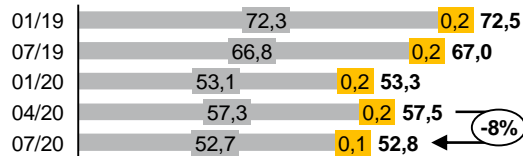
Ukreximbank, as of July 01, 2020

State share (represented by the Cabinet of Ministers of Ukraine): 100% Number of branches: 61
 Chairperson of Management Board: Ievgen Metsger Number of employees: 3 308
 Chairperson of Supervisory Board: Olyana Gordiyenko

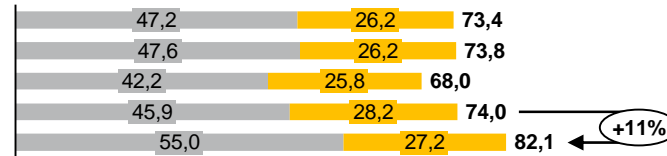
1 Balance sheet indicators

UAH mln	01.01.2020	01.04.2020	01.07.2020	compared to 01.01.2020	change in QII 2020	
Net assets, total	140 338	150 090	159 598	19 260	9 508	6,3%
Total assets, total	202 212	217 524	226 729	24 516	9 205	4,2%
Cash and equivalents	5 203	9 154	4 753	-450	-4 402	-48,1%
Loans to and debt of clients	53 279	57 490	52 840	-438	-4 649	-8,1%
o/w loans to and debt of legal entities	53 089	57 306	52 692	-396	-4 614	-8,1%
o/w loans to and debt of individuals	190	184	148	-42	-36	-19,5%
T-bills	41 501	38 312	45 449	3 948	7 137	18,6%
Liabilities, total	131 433	145 577	152 671	21 238	7 094	4,9%
Owed to the NBU	0	0	0	0	0	0,0%
Owed to banks	760	1 388	1 000	240	-388	-28,0%
Owed to clients	75 340	85 036	92 322	16 982	7 286	8,6%
o/w legal entities and non-bank FIs	42 229	45 869	54 954	12 726	9 085	19,8%
o/w individuals	25 779	28 160	27 187	1 408	-973	-3,5%
Statutory capital		38 730		-	-	-
Equity, total	8 905	4 513	6 927	-1 978	2 413	53,5%
Regulatory capital	13 691	9 611	9 773	-3 919	162	1,7%
Adequacy of regulatory capital (N2)	20,20%	13,36%	14,62%	-	-	-
Profit / (loss) after tax	64	-2 074	-1 917	-	-	-

Loans to and debt of clients, UAH bln



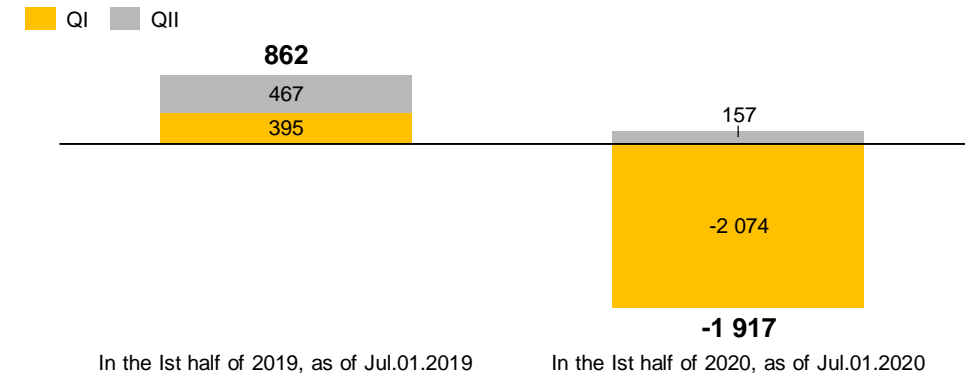
Client funds (legal entities and individual), UAH bln



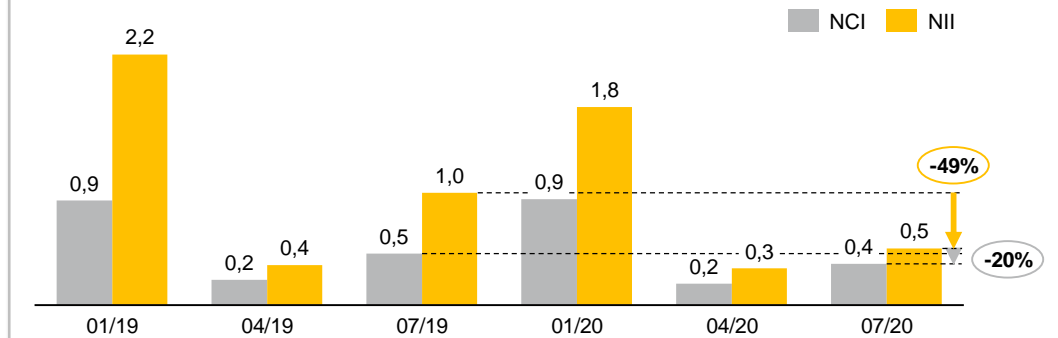
Legend: Legal entities (grey), Individuals (yellow)

2 Profitability indicators

Profitability, UAH mln

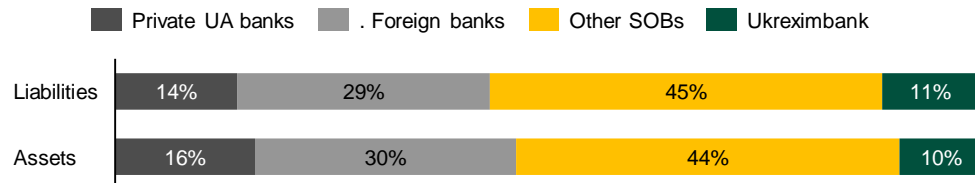


Net commission and interest income, UAH bln

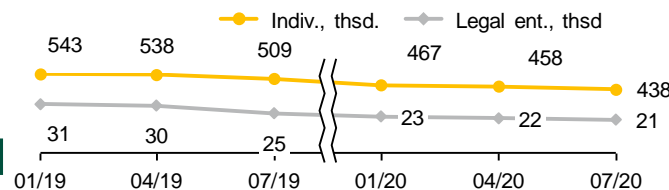


3 Other indicators

Distribution of liabilities and net assets by banks, %



Number of clients



Payments, UAH bln

