



UkrGasbank, as of July 01, 2020

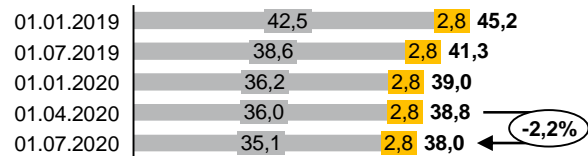
State share (represented by the Cabinet of Ministers of Ukraine): 94,94%
 Chairperson of Management Board: Kyrylo Shevchenko
 Chairperson of Supervisory Board: Davda Shrenic Diradjal

Number of branches: 248
 Number of employees: 4 300

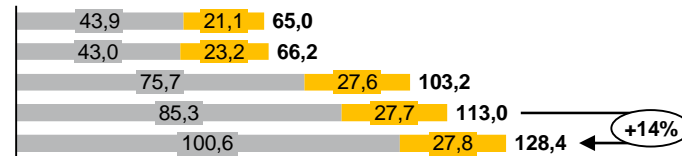
1 Balance sheet indicators

UAH mln	01.01.2020	01.04.2020	01.07.2020	compared to 01.01.2020	change in QII 2020	
Net assets, total	119 336	131 926	148 072	28 735	16 146	12,2%
Total assets, total	127 453	140 626	156 673	29 220	16 047	11,4%
Cash and equivalents	11 076	6 783	7 420	-3 656	636	9,4%
Loans to and debt of clients	38 986	38 815	37 970	-1 015	-845	-2,2%
o/w loans to and debt of legal entities	36 177	35 998	35 137	-1 040	-861	-2,4%
o/w loans to and debt of individuals	2 808	2 817	2 833	25	16	0,6%
T-bills	20 483	32 413	42 890	22 407	10 476	32,3%
Liabilities, total	111 082	124 139	138 706	27 624	14 566	11,7%
Owed to the NBU	0	0	0	0	0	0,0%
Owed to banks	3 281	3 841	3 203	-79	-639	-16,6%
Owed to clients	103 553	116 073	131 691	28 139	15 618	13,5%
o/w legal entities and non-bank FIs	75 660	85 318	100 583	24 924	15 266	17,9%
o/w individuals	27 562	27 696	27 801	239	105	0,4%
Statutory capital		13 319		-	-	-
Equity, total	8 254	7 786	9 366	1 112	1 580	20,3%
Regulatory capital	7 215	7 691	7 716	502	25	0,3%
Adequacy of regulatory capital (N2)	15,23%	15,69%	15,88%	-	-	-
Profit / (loss) after tax	1 289	339	437	-	-	-

Loans to and debt of clients, UAH bln

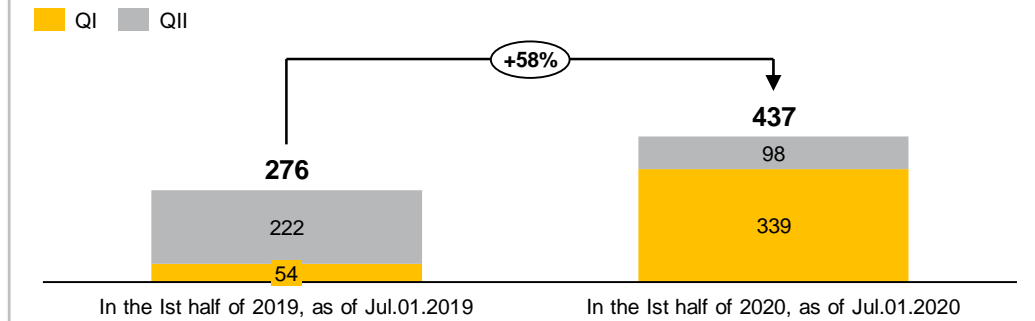


Client funds (legal entities and individual), UAH bln

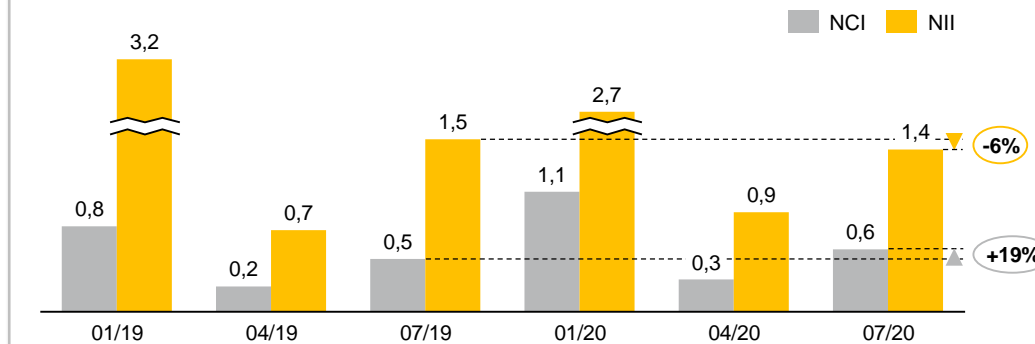


2 Profitability indicators

Profitability, UAH mln

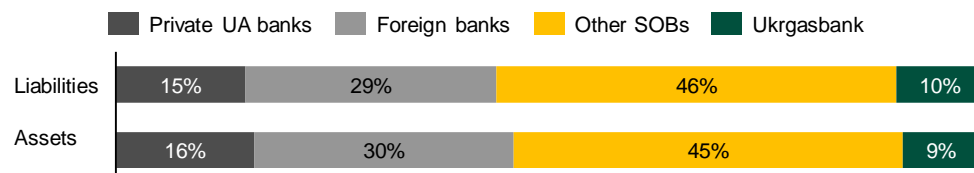


Net commission and interest income, UAH bln

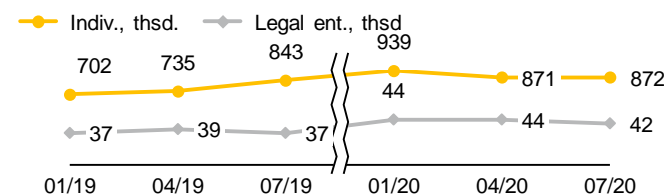


3 Other indicators

Distribution of liabilities and net assets by banks, %



Number of clients



Payments, UAH bln

