



# Privatbank, as of October 01, 2020

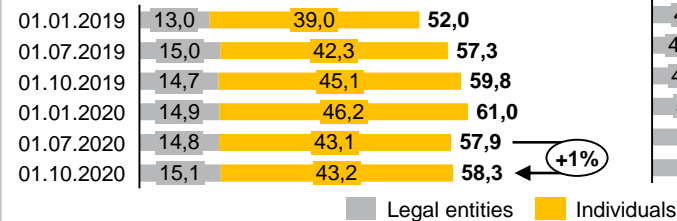
State share (represented by the Cabinet of Ministers of Ukraine): 100%  
 Chairperson of Management Board: Petr Krumpfanzl  
 Chairperson of Supervisory Board: Sharon Easky

Number of branches: 1 984  
 Number of employees: 21 772

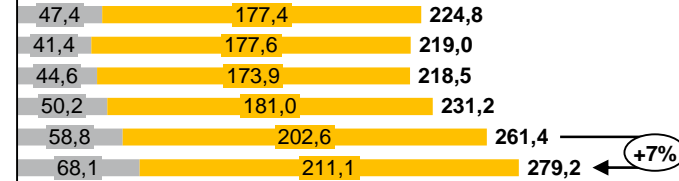
## 1 Balance sheet indicators

UAH mln	01.01.2020	01.07.2020	01.10.2020	compared to 01.01.2020	change in QIII 2020	
<b>Net assets, total</b>	314 106	328 502	352 322	38 216	23 820	7,3%
<b>Total assets, total</b>	552 058	576 388	600 145	48 087	23 758	4,1%
Cash and equivalents	28 601	26 823	28 560	-41	1 737	6,5%
Loans to and debt of clients	61 033	57 918	58 259	-2 774	341	0,6%
o/w loans to and debt of legal entities	14 883	14 807	15 104	221	297	2,0%
o/w loans to and debt of individuals	46 150	43 111	43 155	-2 995	44	0,1%
T-bills	140 199	166 473	165 939	25 740	-534	-0,3%
<b>Liabilities, total</b>	259 577	285 485	302 439	42 862	16 954	5,9%
Owed to the NBU	7 721	0	0	-7 721	0	0%
Owed to banks	201	370	5	-196	-365	-98,7%
Owed to clients	231 386	263 845	281 899	50 513	18 054	6,8%
o/w legal entities and non-bank FIs	50 195	58 819	68 136	17 941	9 317	15,8%
o/w individuals	181 013	202 590	211 087	30 074	8 498	4,2%
Statutory capital		<b>206 060</b>		-	-	-
Equity, total	54 529	43 016	49 882	-4 647	6 866	16,0%
Regulatory capital	19 224	35 456	35 369	16 145	-87	-0,2%
Adequacy of regulatory capital (N2)	14,15%	28,58%	27,96%	-	-	-
Profit / (loss) after tax	32 609	14 037	21 279	-	-	-

### Loans to and debt of clients, UAH bln

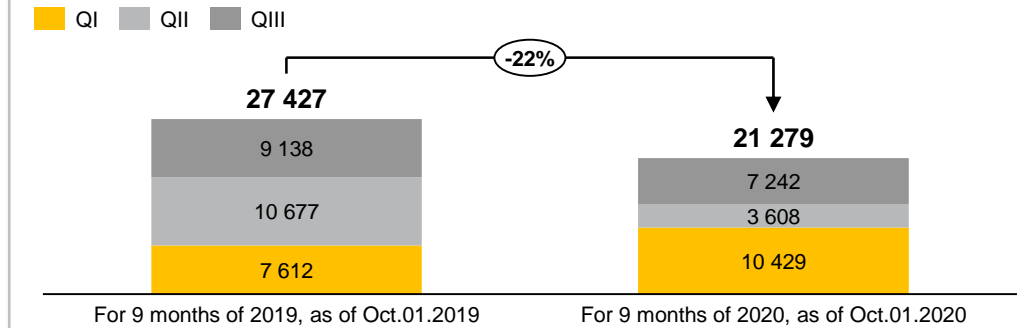


### Client funds (legal entities and individual), UAH bln

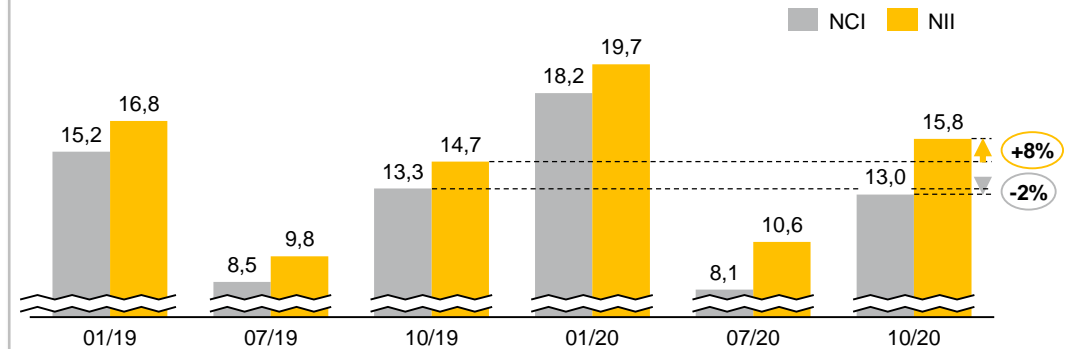


## 2 Profitability indicators

Profitability, UAH mln

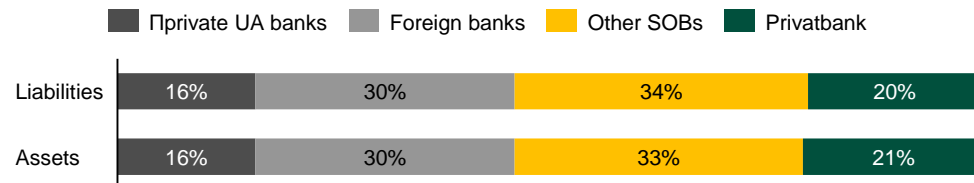


Net commission and interest income, UAH bln

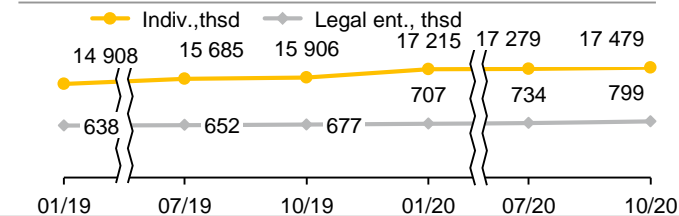


## 3 Other indicators

Distribution of liabilities and net assets by banks, %



Number of clients



Payments, UAH bln

