



Ukreximbank, as of October 01, 2020

State share (represented by the Cabinet of Ministers of Ukraine): 100%

Chairperson of Management Board: Ievgen Metsger

Chairperson of Supervisory Board: Olyana Gordiyenko


Number of branches: 61

Number of employees: 3 145

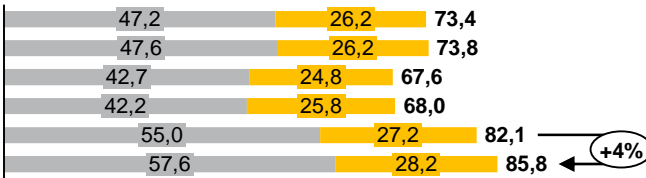
1 Balance sheet indicators

UAH mln	01.01.2020	01.07.2020	01.10.2020	compared to 01.01.2020	change in QIII 2020	
Net assets, total	140 338	159 598	175 737	35 399	16 139	10,1%
Total assets, total	202 212	226 729	226 634	24 422	-95	0,0%
Cash and equivalents	5 203	4 753	5 202	0	450	9,5%
Loans to and debt of clients	53 279	52 840	51 651	-1 628	-1 190	-2,3%
o/w loans to and debt of legal entities	53 089	52 692	51 504	-1 584	-1 188	-2,3%
o/w loans to and debt of individuals	190	148	147	-44	-2	-1,1%
T-bills	41 501	45 449	52 493	10 991	7 044	15,5%
Liabilities, total	131 433	152 671	162 320	30 887	9 649	6,3%
Owed to the NBU	0	0	3 413	3 413	3 413	x
Owed to banks	760	1 000	704	-56	-295	-29,5%
Owed to clients	75 340	92 322	96 864	21 524	4 542	4,9%
o/w legal entities and non-bank FIs	42 229	54 954	57 599	15 371	2 645	4,8%
o/w individuals	25 779	27 187	28 164	2 385	977	3,6%
Statutory capital		38 730		-	-	-
Equity, total	8 905	6 927	13 416	4 511	6 489	93,7%
Regulatory capital	13 691	9 773	16 768	3 077	6 995	71,6%
Adequacy of regulatory capital (N2)	20,20%	14,62%	25,04%	-	-	-
Profit / (loss) after tax	64	-1 917	-2 246	-	-	-

Loans to and debt of clients, UAH bln

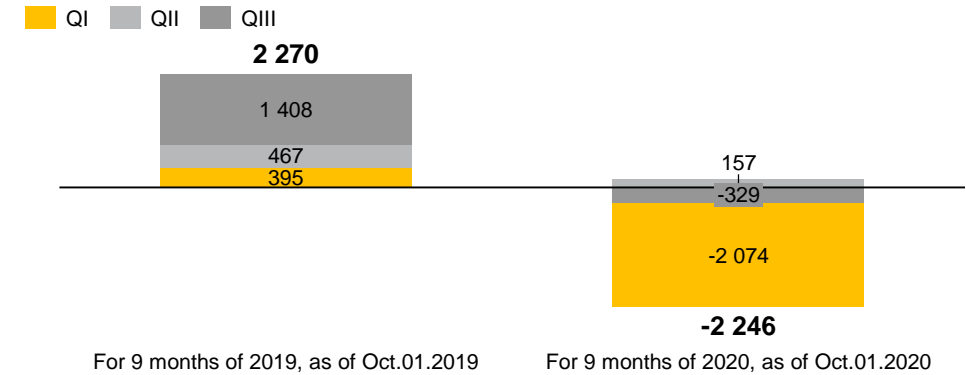


Client funds (legal entities and individual), UAH bln

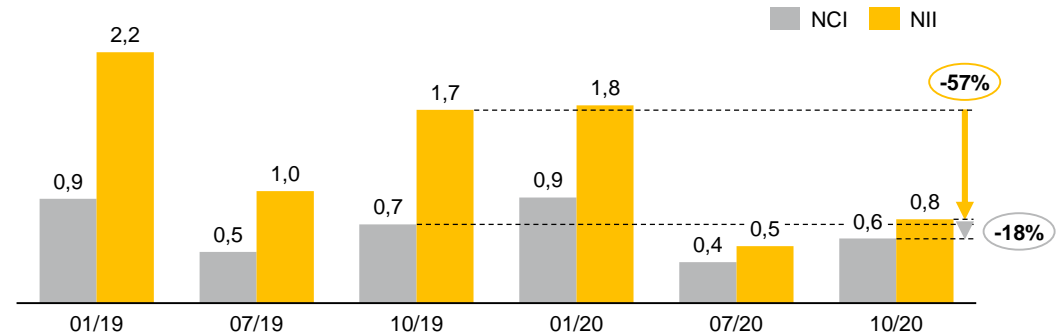


2 Profitability indicators

Profitability, UAH mln

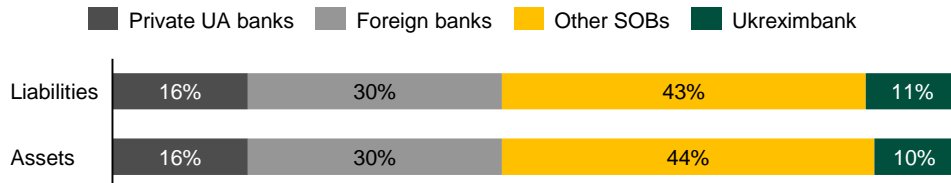


Net commission and interest income, UAH bln

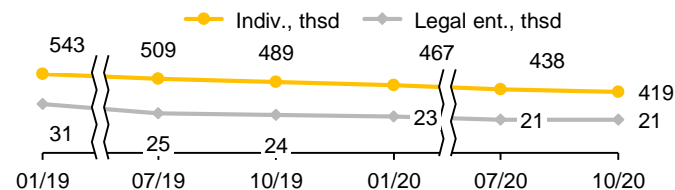


3 Other indicators

Distribution of liabilities and net assets by banks, %



Number of clients



Payments, UAH bln

