



UkrGasbank, as of October 01, 2020

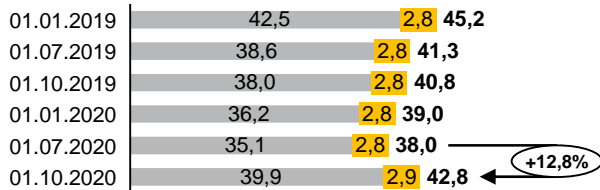
State share (represented by the Cabinet of Ministers of Ukraine): 94,94%
 Chairperson of Management Board: Andriy Kravets
 Chairperson of Supervisory Board: Davda Shrenic Diradjal

Number of branches: 272
 Number of employees: 4 423

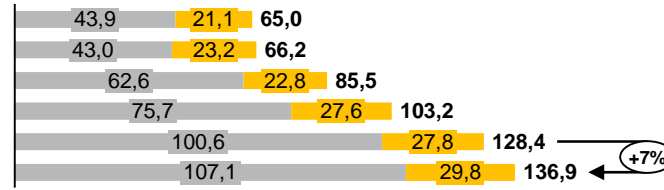
1 Balance sheet indicators

UAH mln	01.01.2020	01.07.2020	01.10.2020	compared to 01.01.2020	change in QIII 2020	
Net assets, total	119 336	148 072	157 440	38 104	9 369	6,3%
Total assets, total	127 453	156 673	165 552	38 099	8 879	5,7%
Cash and equivalents	11 076	7 420	13 514	2 438	6 094	82,1%
Loans to and debt of clients	38 986	37 970	42 813	3 827	4 842	12,8%
o/w loans to and debt of legal entities	36 177	35 137	39 873	3 695	4 736	13,5%
o/w loans to and debt of individuals	2 808	2 833	2 940	132	107	3,8%
T-bills	20 483	42 890	44 833	24 351	1 944	4,5%
Liabilities, total	111 082	138 706	148 096	37 014	9 391	6,8%
Owed to the NBU	0	0	0	0	0	0,0%
Owed to banks	3 281	3 203	2 807	-475	-396	-12,4%
Owed to clients	103 553	131 691	140 796	37 243	9 104	6,9%
o/w legal entities and non-bank FIs	75 660	100 583	107 130	31 471	6 547	6,5%
o/w individuals	27 562	27 801	29 802	2 240	2 001	7,2%
Statutory capital		13 319		-	-	-
Equity, total	8 254	9 366	9 344	1 089	-22	-0,2%
Regulatory capital	7 215	7 716	8 072	857	356	4,6%
Adequacy of regulatory capital (N2)	15,23%	15,88%	15,57%	-	-	-
Profit / (loss) after tax	1 289	437	685	-	-	-

Loans to and debt of clients, UAH bln



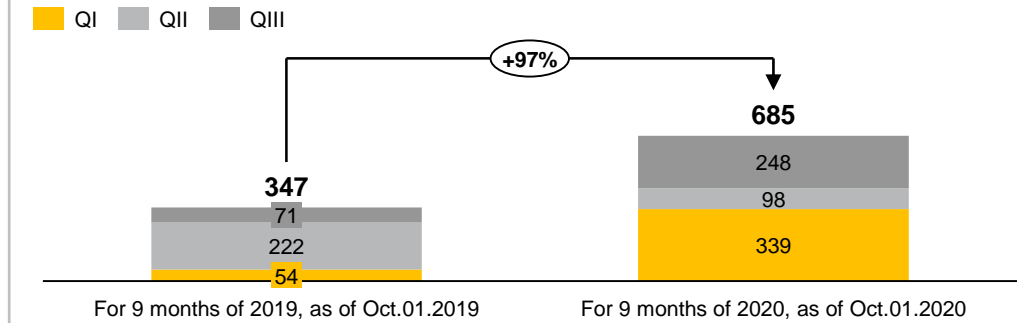
Client funds (legal entities and individual), UAH bln



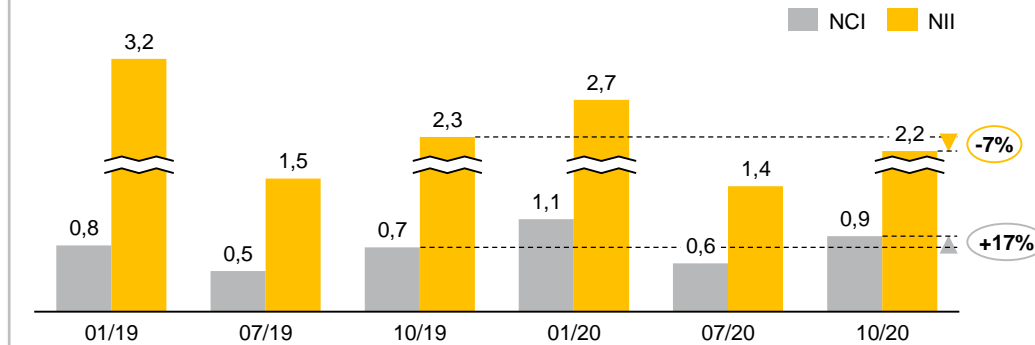
Legend: Legal entities (grey), Individuals (yellow)

2 Profitability indicators

Profitability, UAH mln

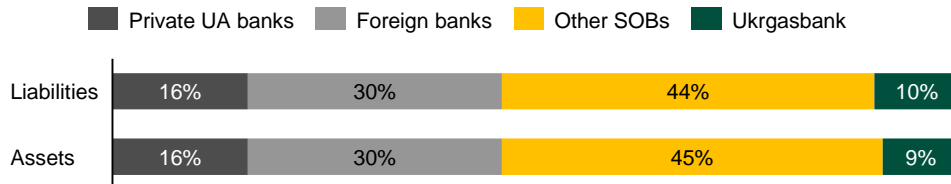


Net commission and interest income, UAH bln

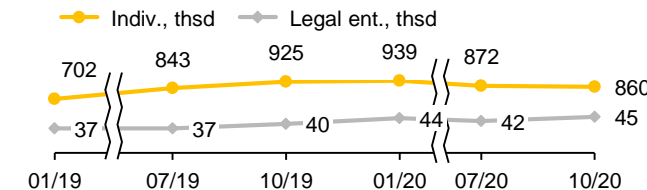


3 Other indicators

Distribution of liabilities and net assets by banks, %



Number of clients



Payments, UAH bln

