

Privatbank, as of July 01, 2021

State share (represented by the Cabinet of Ministers of Ukraine): 100%

Chairperson of Management Board: Gerhard Bosch

Chairperson of Supervisory Board: Sharon Easky

Number of branches: 1805

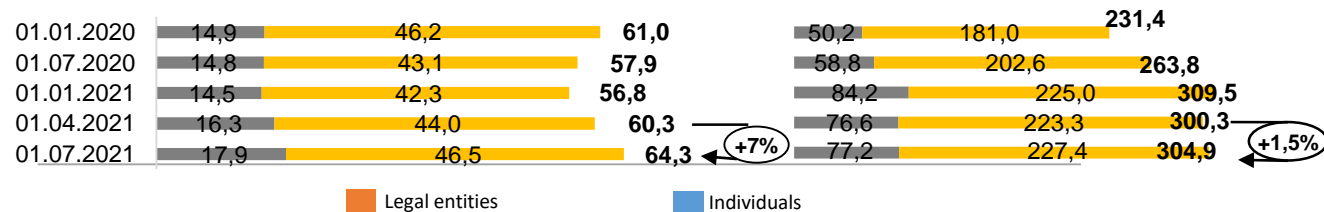
Number of employees: 20 581

1 Balance sheet indicators

UAH mln	01.01.2021	01.04.2021	01.07.2021	change		
				compared to		in
				01.01.2021		
				UAH mln	UAH mln	%
Net assets, total	386 940	376 577	371 042	-15 897	-5 534	-1,5
Total assets, total	566 179	554 920	548 750	-17 429	-6 170	-1,1
Cash and equivalents	27 030	26 190	27 420	390	1 230	4,7
Loans to and debt of clients	56 805	60 301	64 328	7 523	4 027	6,7
o/w loans to and debt of legal entities	14 502	16 274	17 851	3 349	1 577	9,7
o/w loans to and debt of individuals	42 303	44 027	46 477	4 174	2 450	5,6
T-bills	195 297	195 490	177 925	-17 372	-17 565	-9,0
Liabilities, total	334 116	322 379	327 311	-6 805	4 932	1,5
Owed to the NBU	0	0	0	0	0	0,0
Owed to banks	2	6	9	7	3	44,7
Owed to clients	309 536	300 278	304 873	-4 663	4 595	1,5
o/w legal entities and non-bank FIs	84 237	76 583	77 168	-7 069	584	0,8
o/w individuals	225 043	223 263	227 395	2 352	4 132	1,9
<i>Reference:</i>						
Statutory capital	206 060	206 060	206 060	0	0	0,0
Equity, total	52 824	54 197	43 731	-9 092	-10 466	-19,3
Regulatory capital	35 256	33 279	43 013	7 757	9 734	29,2
Profit / (loss) after tax	32 609	10 429	11 612	x	x	x

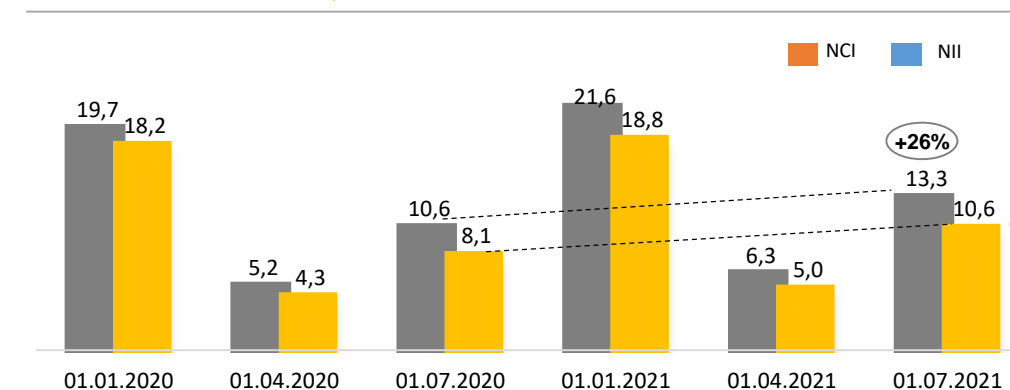
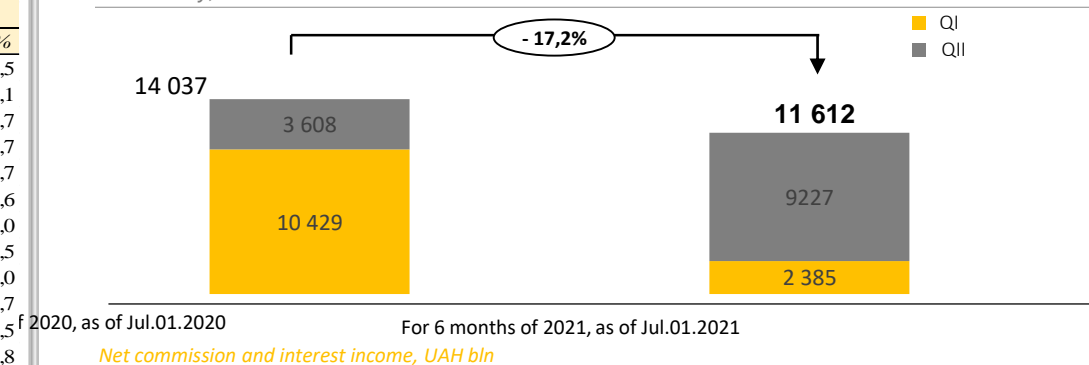
Loans to and debt of clients, UAH bln

Client funds (legal entities and individual), UAH bln



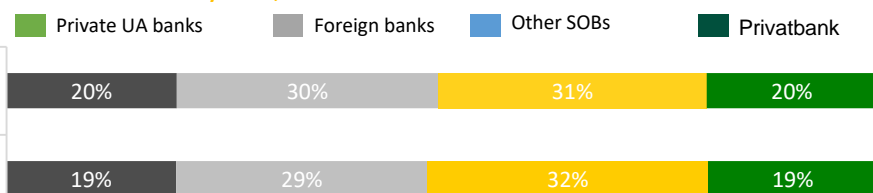
2 Profitability indicators

Profitability, UAH mln

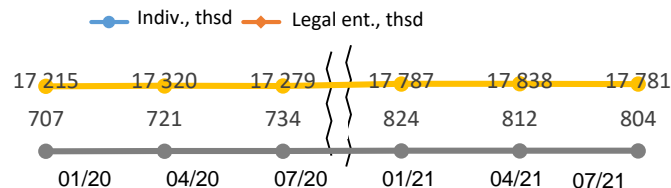


3 Other indicators

Distribution of liabilities and net assets by banks, %



Number of clients



Payments, UAH bln

