

# Ukreximbank, as of July 01, 2021

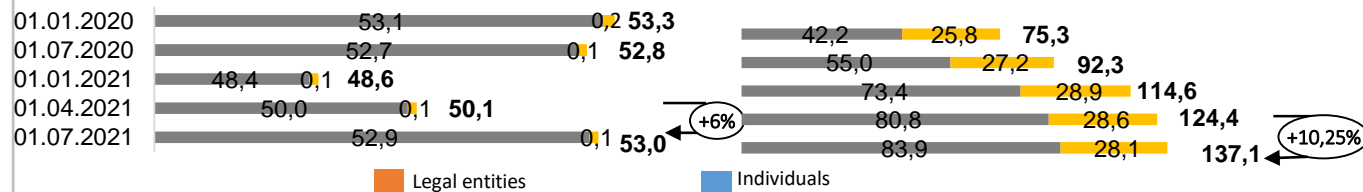
State share (represented by the Cabinet of Ministers of Ukraine): 100%  
 Number of branches: 59  
 Chairperson of Management Board: Ievgen Metsger  
 Number of employees: 2759  
 Chairperson of Supervisory Board: Olyana Gordiyenko

## 1 Balance sheet indicators

UAH mln	01.01.2021	01.04.2021	01.07.2021	change		
				compared to		in
				01.01.2021		
				UAH mln	UAH mln	%
<b>Net assets, total</b>	192 835	189 602	207 815	14 980	18 213	9,6
<b>Total assets, total</b>	245 632	241 408	246 810	1 179	5 403	2,2
<b>Cash and equivalents</b>	4 217	8 337	7 904	3 686	-433	-5,2
<b>Loans to and debt of clients</b>	48 591	50 146	53 019	4 428	2 873	5,7
o/w loans to and debt of legal entities	48 450	50 004	52 871	4 421	2 867	5,7
o/w loans to and debt of individuals	142	142	148	6	7	4,6
<b>T-bills</b>	59 074	53 626	52 014	-7 060	-1 611	-3,0
<b>Liabilities, total</b>	182 511	179 268	196 757	14 246	17 489	9,8
<b>Owed to the NBU</b>	16 009	15 527	20 427	4 418	4 900	0,0
<b>Owed to banks</b>	1 471	716	2 524	1 052	1 807	252,3
<b>Owed to clients</b>	114 641	124 382	137 137	22 496	12 755	10,3
o/w legal entities and non-bank FIs	73 440	80 767	83 931	10 490	3 164	3,9
o/w individuals	28 947	28 618	28 127	-820	-490	-1,7
<i>Reference:</i>						
<b>Statutory capital</b>	45 570	45 570	45 570	0	0	0,0
<b>Equity, total</b>	10 324	10 335	11 058	734	724	7,0
<b>Regulatory capital</b>	15 049	13 634	13 634	-1 415	0	0,0
<b>Profit / (loss) after tax</b>	32 609	10 429	1 123	x	x	x

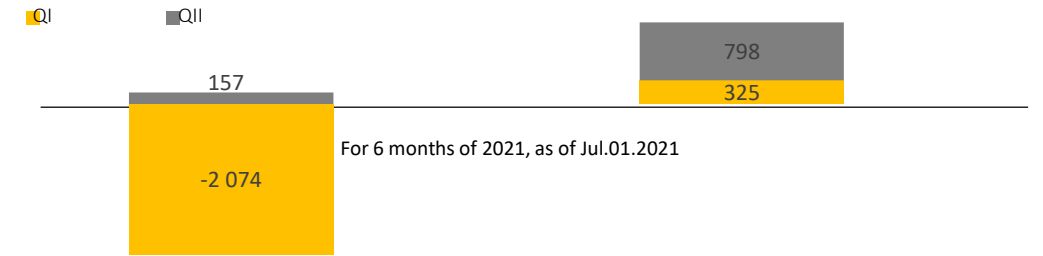
Loans to and debt of clients, UAH bln

Client funds (legal entities and individual), UAH bln



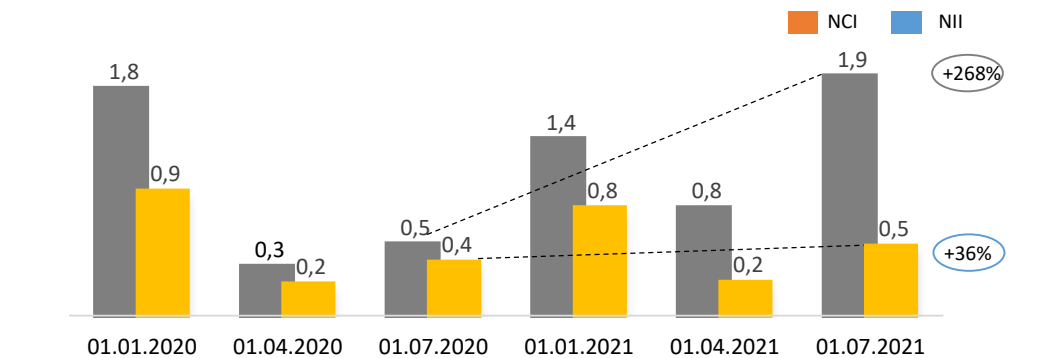
## 2 Profitability indicators

Profitability, UAH mln



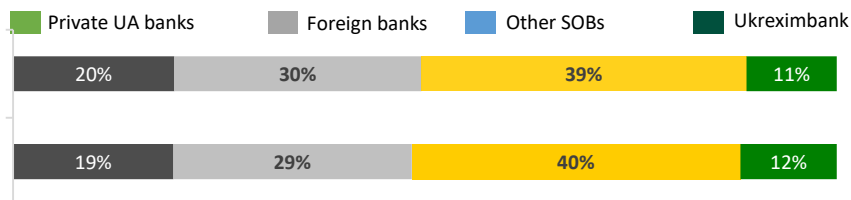
For 6 months of 2021, as of Jul.01.2021

Net commission and interest income, UAH bln

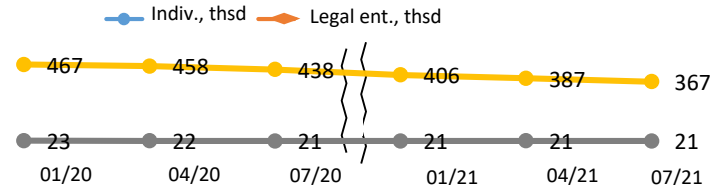


## 3 Other indicators

Distribution of liabilities and net assets by banks, %



Number of clients



Payments, UAH bln

