



PrivatBank, as of October 01, 2021

State share (represented by the Cabinet of Ministers of Ukraine): 100%

Chairperson of Management Board: Gerhard Bosch

Chairperson of Supervisory Board: Sharon Easky


Number of branches: 1 751

Number of employees: 19 840

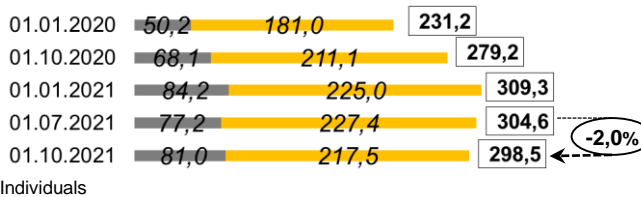
1 Balance sheet indicators

UAH mln	01.01.2021	01.07.2021	01.10.2021	change		
				compared to		%
				01.01.2021	in QIII 2021	
				UAH mln	UAH mln	
Net assets, total	386 940	371 042	374 609	-12 331	3 566	1,0
Total assets, total	566 179	548 750	550 328	-15 852	1 577	0,3
Cash and equivalents	27 030	27 420	27 352	323	-68	-0,2
Loans to and debt of clients	56 805	64 328	67 415	10 610	3 087	4,8
o/w loans to and debt of legal entities	14 502	17 851	18 095	3 593	244	1,4
o/w loans to and debt of individuals	42 303	46 477	49 320	7 017	2 843	6,1
T-bills	195 297	177 925	181 286	-14 011	3 361	1,9
Liabilities, total	334 116	327 311	321 290	-12 826	-6 021	-1,8
Owed to the NBU	0	0	0	0	0	-
Owed to banks	2	9	8	5	-2	-18,0
Owed to clients	309 536	304 873	298 916	-10 621	-5 957	-2,0
o/w legal entities and non-bank FIs	84 237	77 168	80 993	-3 244	3 826	5,0
o/w individuals	225 043	227 395	217 479	-7 564	-9 917	-4,4
Reference:						
Statutory capital	206 060	206 060	206 060	0	0	0,0
Equity, total	52 824	43 731	53 319	495	9 588	21,9
Regulatory capital	35 257	43 014	43 019	7 762	5	0,0
Regulatory capital adequacy (sufficiency) ratio	28,09%	28,94%	28,32%	x	x	x
Profit / (loss) after tax	24 302	11 612	21 212	x	9 600	x

Loans to and debt of clients, UAH bln

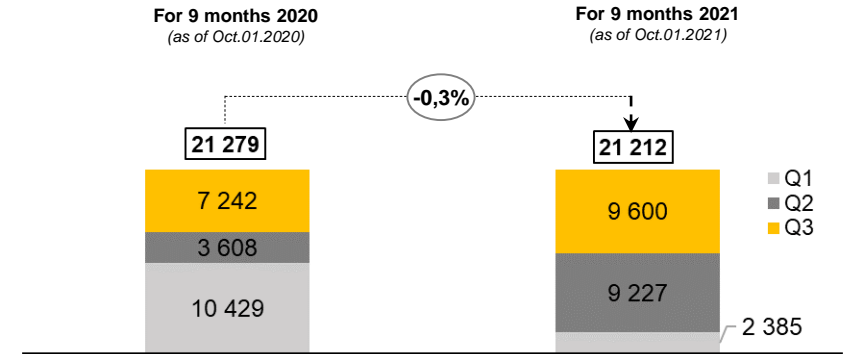


Client funds (legal entities and individual), UAH bln

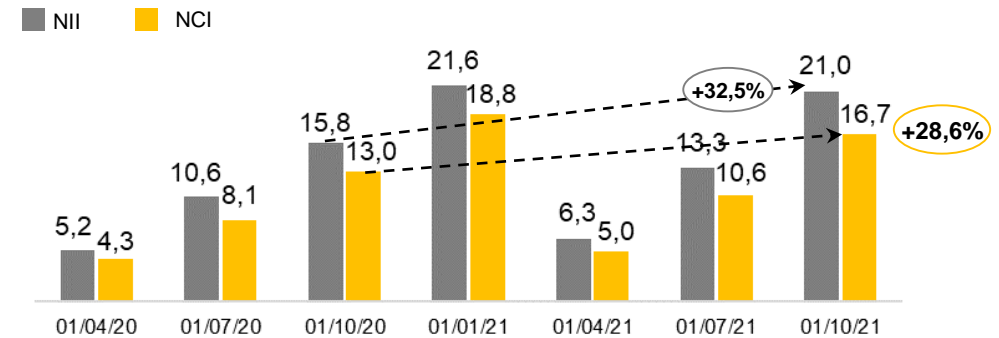


2 Profitability indicators

Profitability, UAH mln

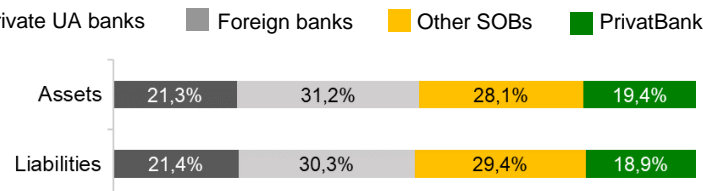


Net commission and interest income, UAH bln

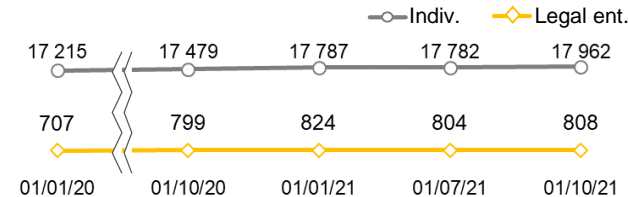


3 Other indicators

Distribution of liabilities and net assets by banks, %



Number of active clients, thsd



Payments, UAH bln

