



Ukreximbank, as of October 01, 2021

State share (represented by the Cabinet of Ministers of Ukraine): 100%

Acting Chairman of the Management Board: Sergii Iermakov

Chairperson of Supervisory Board: Olyana Gordiyenko


Number of branches: 52

Number of employees: 2 707

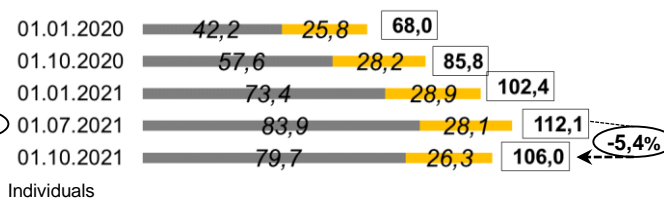
1 Balance sheet indicators

UAH mln	01.01.2021	01.07.2021	01.10.2021	change		
				compared to		%
				01.01.2021	in QIII 2021	
				UAH mln	UAH mln	
Net assets, total	192 835	207 815	197 339	4 503	-10 476	-5,0
Total assets, total	245 632	246 810	233 012	-12 620	-13 799	-5,6
Cash and equivalents	4 217	7 904	6 585	2 368	-1 318	-16,7
Loans to and debt of clients	48 591	53 019	64 522	15 930	11 502	21,7
o/w loans to and debt of legal entities	48 450	52 871	64 368	15 918	11 496	21,7
o/w loans to and debt of individuals	142	148	154	12	6	3,9
T-bills	59 074	52 014	51 524	-7 551	-491	-0,9
Liabilities, total	182 511	196 757	185 656	3 145	-11 101	-5,6
Owed to the NBU	16 009	20 427	21 367	5 359	941	4,6
Owed to banks	1 471	2 524	3 813	2 341	1 289	51,1
Owed to clients	114 641	137 137	126 403	11 762	-10 734	-7,8
o/w legal entities and non-bank FIs	73 440	83 931	79 749	6 309	-4 182	-5,0
o/w individuals	28 947	28 127	26 293	-2 654	-1 834	-6,5
Reference:						
Statutory capital	45 570	45 570	45 570	0	0	0,0
Equity, total	10 324	11 058	11 683	1 358	624	5,6
Regulatory capital	15 050	13 634	14 164	-885	530	3,9
Regulatory capital adequacy (sufficiency) ratio	23,27%	21,45%	20,62%	x	x	x
Profit / (loss) after tax	-5 604	1 123	1 750	x	627	x

Loans to and debt of clients, UAH bln



Client funds (legal entities and individual), UAH bln

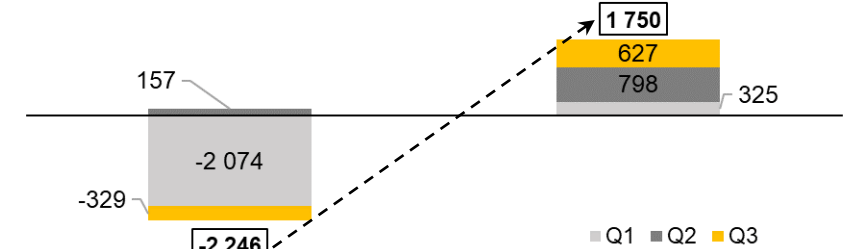


2 Profitability indicators

Profitability, UAH mln

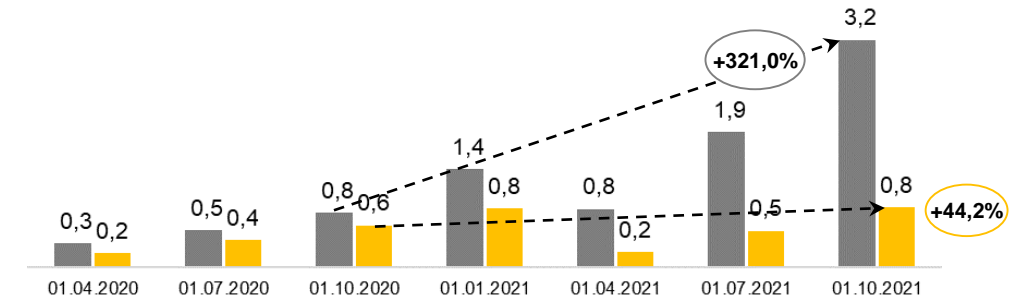
For 9 months 2020
(as of Oct.01.2020)

For 9 months 2021
(as of Oct.01.2021)



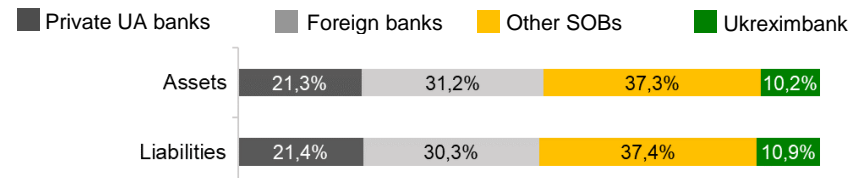
Net commission and interest income, UAH bln

NII NCI

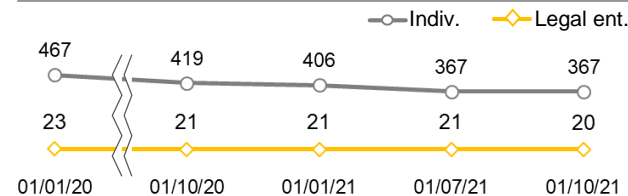


3 Other indicators

Distribution of liabilities and net assets by banks, %



Number of active clients, thsd



Payments, UAH bln

