



UkrGasbank, as of April 01, 2022

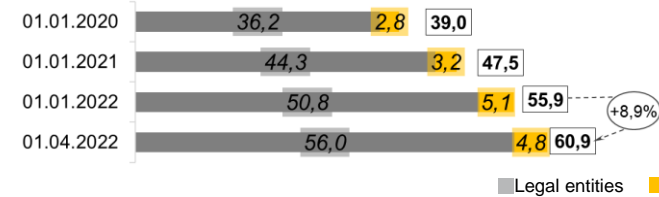
State share (represented by the Cabinet of Ministers of Ukraine): 94,94%
 Chairperson of Management Board: Andriy Kravets
 Chairperson of Supervisory Board: Teimour Bagirov

Number of branches: 263
 Number of employees: 4 080

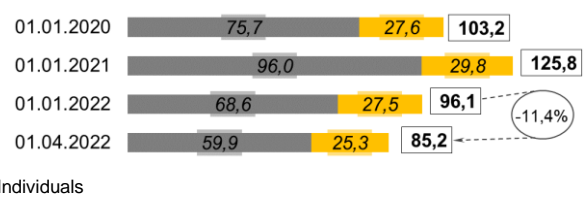
1 Balance sheet indicators

UAH mln	01.04.2021	01.01.2022	01.04.2022	change			
				compared to		in	
				01.04.2021	%	Q4 2021	%
Net assets, total	130 808	123 830	114 523	-16 285	-12,4	-9 307	-7,5
Total assets, total	139 651	130 821	123 605	-16 045	-11,5	-7 216	-5,5
Cash and equivalents	8 149	4 163	7 617	-532	-6,5	3 454	83,0
Loans to and debt of clients	45 509	55 890	60 854	15 345	33,7	4 964	8,9
o/w loans to and debt of legal entities	42 048	50 806	56 017	13 969	33,2	5 211	10,3
o/w loans to and debt of individuals	3 461	5 084	4 838	1 376	39,8	-246	-4,8
T-bills	39 870	22 728	25 234	-14 635	-36,7	2 506	11,0
Liabilities, total	122 245	112 199	104 615	-17 630	-14,4	-7 584	-6,8
Owed to the NBU	998	4 700	8 199	7 201	721,3	3 499	74,5
Owed to banks	2 705	4 800	4 089	1 384	51,2	-711	-14,8
Owed to clients	112 985	96 717	87 699	-25 286	-22,4	-9 018	-9,3
o/w legal entities and non-bank FIs	78 634	68 573	59 902	-18 733	-23,8	-8 671	-12,6
o/w individuals	29 527	27 539	25 274	-4 253	-14,4	-2 266	-8,2
Reference:							
Statutory capital	13 319	13 319	13 319	0	0,0	0	0,0
Equity, total	8 563	11 631	9 908	1 345	15,7	-1 723	-14,8
Regulatory capital	8 164	11 473	11 372	3 208	39,3	-101	-0,9
Regulatory capital adequacy (sufficiency) ratio	16,61%	19,67%	18,31%	x	x	x	x
Profit / (loss) after tax	244	3 771	-1 409	-	-	-1 409	x

Loans to and debt of clients, UAH bn

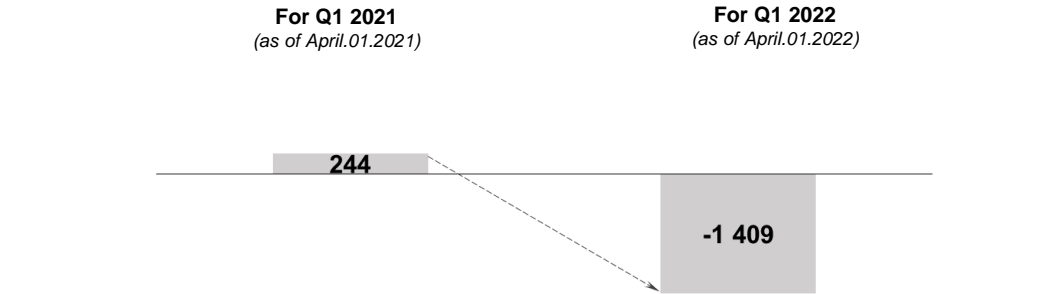


Client funds (legal entities and individual), UAH bn

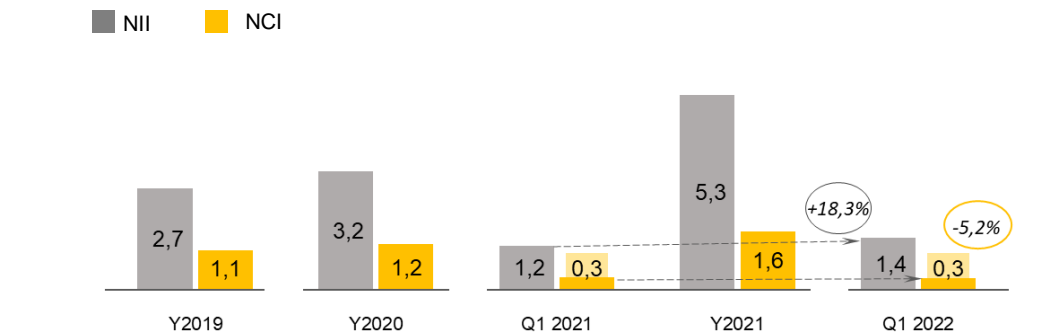


2 Profitability indicators

Profitability, UAH mln

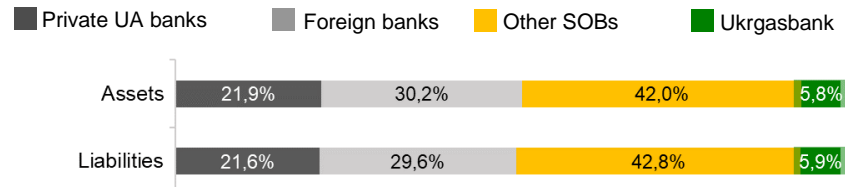


Net commission and interest income, UAH bn

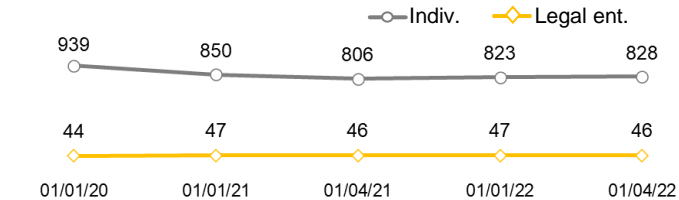


3 Other indicators

Distribution of liabilities and net assets by banks, %



Number of active clients, thou.



Payments, UAH bn

