



MINISTRY OF
FINANCE OF
UKRAINE

War Bonds: investing in Peace for Ukraine

Yuriy Butsa
Government Commissioner for
Public Debt Management

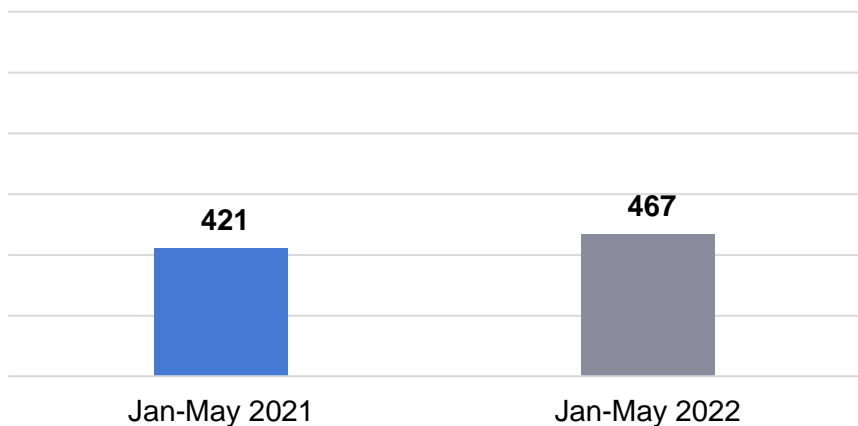
June 29, 2022



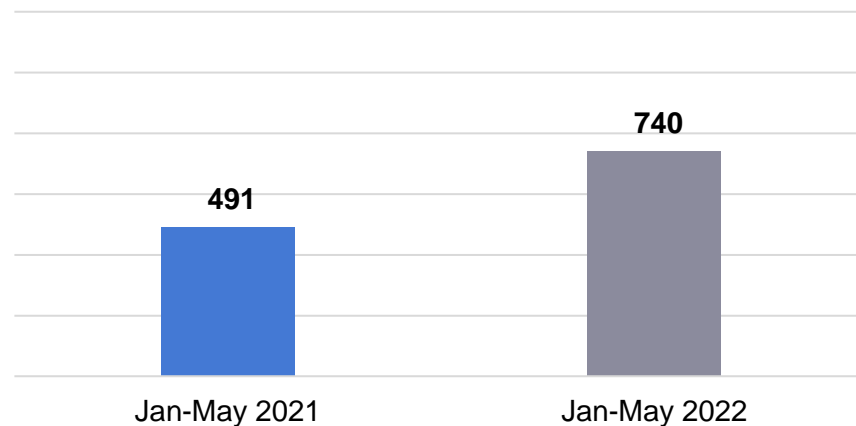
5m 2022 vs 5m 2021 revenue and expenditures performance

5m general fund state budget performance: 2022 vs 2021 (UAHbn)

Revenues



Expenditures



State budget balance

Primary general fund state budget balance

Jan-May 2021

33.7

Jan-May 2022

(194.9)

Overall general fund state budget balance

(31.8)

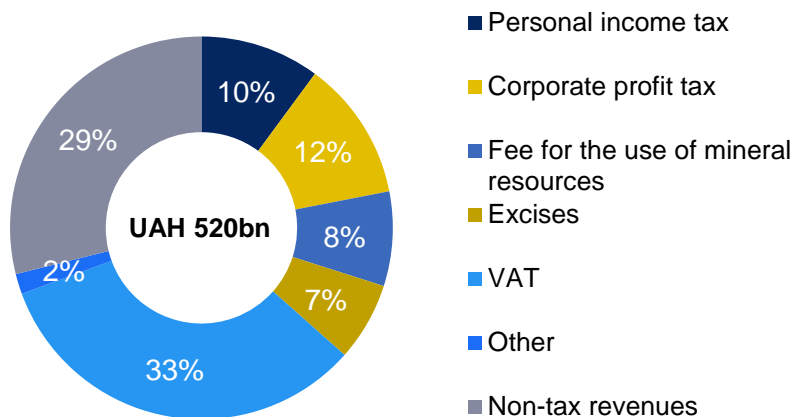
(271.2)

The government pursues prudent fiscal management in difficult circumstances

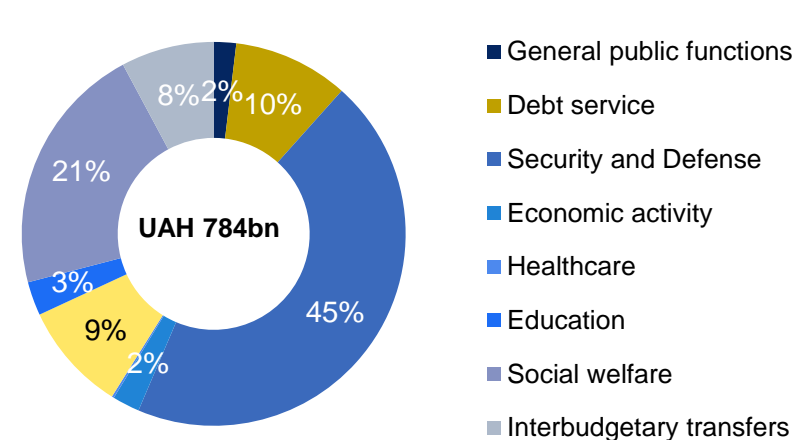
Jan-May 2022 state budget execution

UAHbn	Jan-May 2021	Jan-May 2022	%diff
Revenues	476.2	520.0	+9%
Expenditures	509.4	784.2	+54%
Net lending	(0.5)	0.2	-
Primary state budget balance	31.8	(187.7)	-
Overall state budget balance	(33.7)	(264.0)	-

State budget revenue breakdown (Jan-May 2022)



State budget expenditure breakdown (Jan-May 2022)

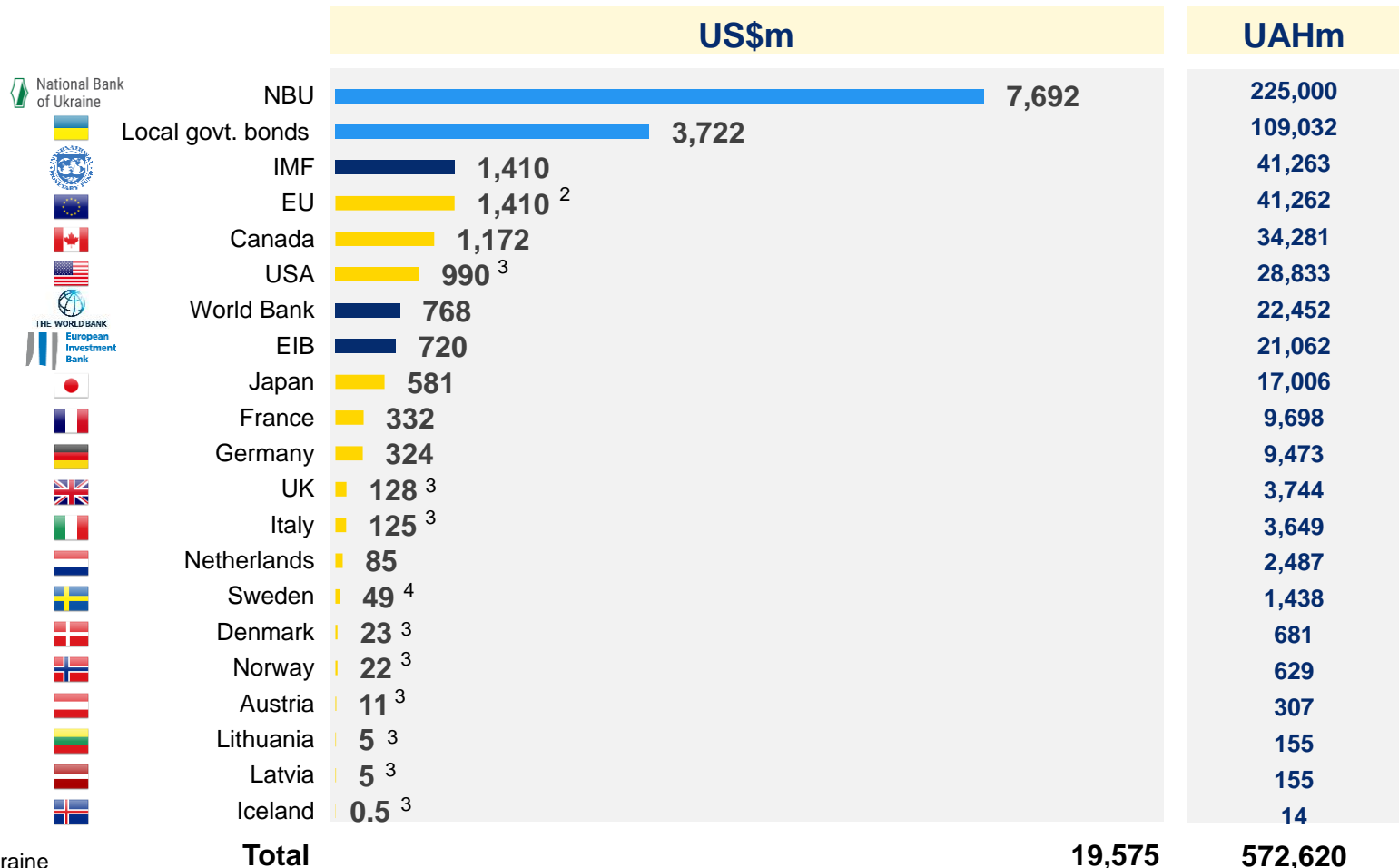


Budget financing during the wartime

Received budget financing since February 24 split by sources¹

During wartime concessional financing (US\$ 8.2bn) as well as placement of **wartime bonds** (US\$ 3.7bn) have been the key source of budget funding covering US\$ 11.9bn

At the same time, Ukraine's financing needs stand around **US\$ 5bn each month** to cover basic public services and support its economy



Source Ministry of Finance of Ukraine

Note 1 As of 29.06.2022

Note 2 Including grant of EUR 120m

Note 3 Grant

Note 4 Guarantee

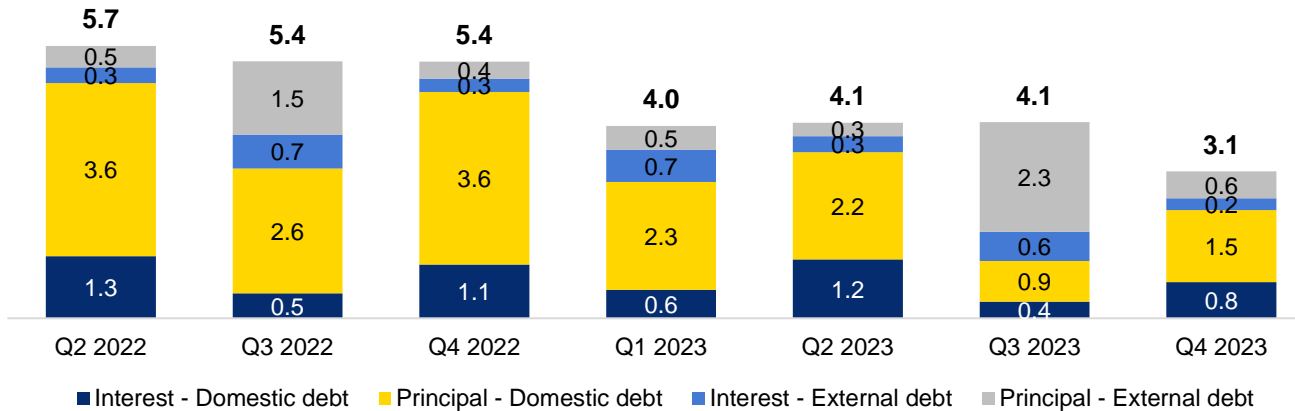
IFIs

Bilateral and grants

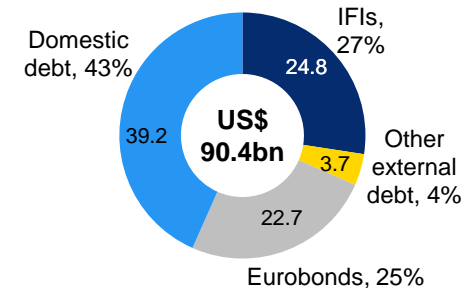
Domestic government bonds

Prudent debt management strategy pursued even during the wartime

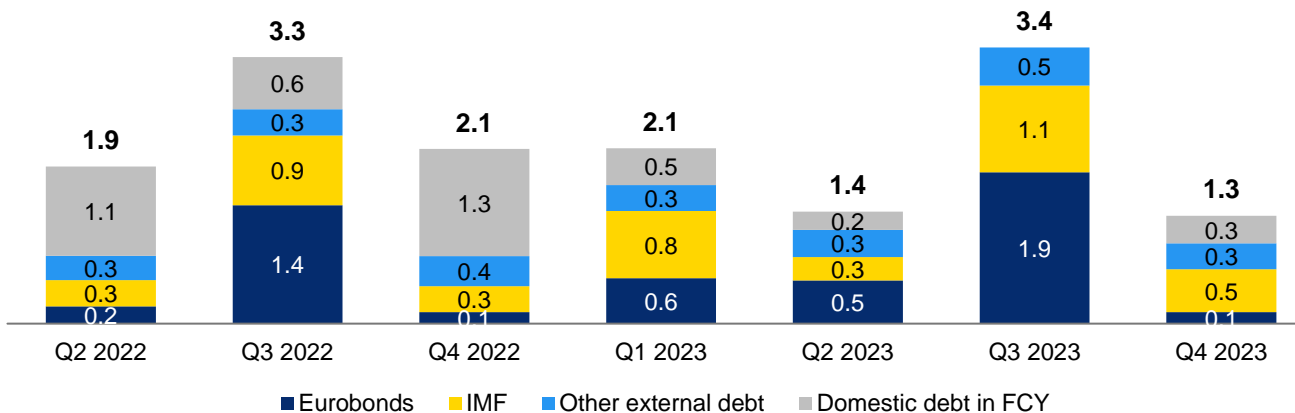
State debt amortization schedule¹, US\$ bn



State debt current structure²



FCY-denominated debt amortization schedule¹, US\$ bn



- ▶ The amount of **expected state debt payments, based on the existing debt obligations** is expected to peak in **Q2 2022** reaching US\$ 5.7bn, with a gradual reduction in the subsequent periods. The largest part comprises the principal repayment of domestic debt, fluctuating between US\$3.6bn-US\$0.9bn in Q2 2022-Q4 2023
- ▶ **Eurobonds constitute the largest part of FCY-denominated debt service**, peaking in Q3 2022 and Q3 2023, followed by the **IMF repayments**, peaking in Q3 2022 and Q1 2023 and Q3 2023

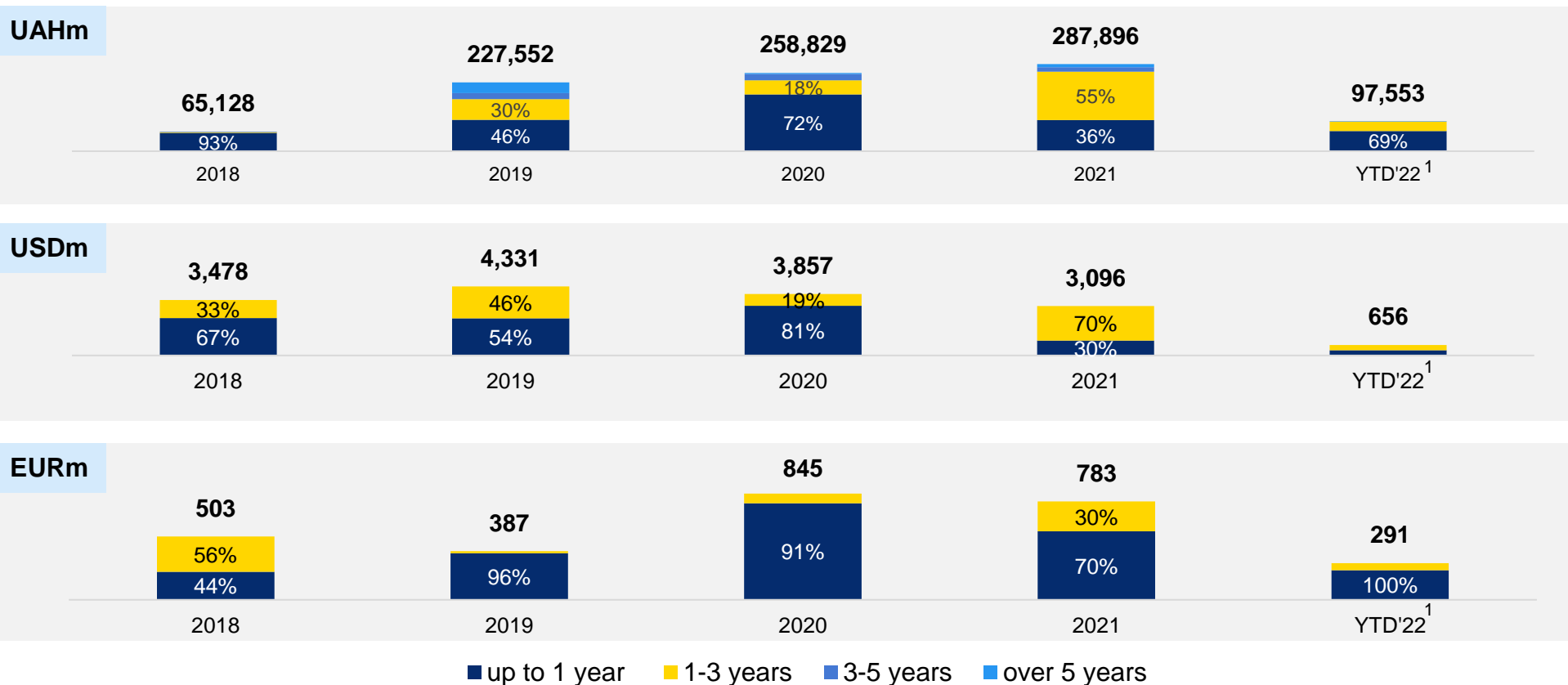
Source Ministry of Finance of Ukraine

Note 1 Existing debt only incl. principal and interest as of 01.06.2022

2 As of May 2022

Short-term UAH-denominated issuances prevail on Ukraine's domestic market

Dynamics of state domestic debt issuances (funds remitted to the state budget)



Source Ministry of Finance of Ukraine

Note 1 As of 28.06.2022