



# PrivatBank, as of July 01, 2022

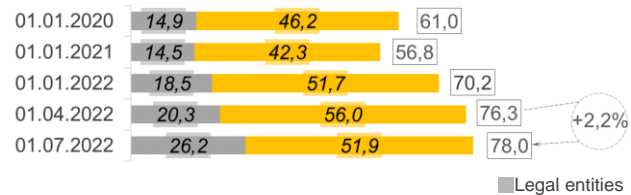
State share (represented by the Cabinet of Ministers of Ukraine): 100%  
 Chairperson of Management Board: Gerhard Bosch  
 Chairperson of Supervisory Board: Sharon Easky

Number of branches: 1 450  
 Number of employees: 19 653


## 1 Balance sheet indicators

UAH mln	01.01.2022	01.04.2022	01.07.2022	change			
				compared to		in	
				01.01.2022	Q2 2022	UAH mln	%
<b>Net assets, total</b>	<b>407 257</b>	<b>403 901</b>	<b>474 220</b>	66 963	16,4	70 319	17,4
<b>Total assets, total</b>	<b>582 851</b>	<b>582 214</b>	<b>656 975</b>	74 124	12,7	74 762	12,8
Cash and equivalents	28 118	32 415	29 515	1 397	5,0	-2 900	-8,9
Loans to and debt of clients	70 193	76 344	78 018	7 825	11,1	1 674	2,2
o/w loans to and debt of legal entities	18 538	20 300	26 156	7 619	41,1	5 856	28,8
o/w loans to and debt of individuals	51 655	56 044	51 862	207	0,4	-4 182	-7,5
T-bills	206 217	208 627	216 377	10 161	4,9	7 750	3,7
<b>Liabilities, total</b>	<b>340 642</b>	<b>362 745</b>	<b>402 757</b>	62 115	18,2	40 012	11,0
Owed to the NBU	0	0	0	0	-	0	-
Owed to banks	3	14	6	3	136,2	-8	-56,5
Owed to clients	321 705	343 715	382 626	60 920	18,9	38 910	11,3
o/w legal entities and non-bank FIs	95 090	92 176	103 857	8 767	9,2	11 681	12,7
o/w individuals	226 373	251 105	278 143	51 770	22,9	27 038	10,8
<b>Reference:</b>							
Statutory capital	<b>206 060</b>	<b>206 060</b>	<b>206 060</b>	0	0,0	0	0,0
Equity, total	66 615	41 156	71 463	4 849	7,3	30 307	73,6
Regulatory capital	40 843	41 649	41 723	880	2,2	73	0,2
Regulatory capital adequacy (sufficiency) ratio	18,33%	17,29%	17,17%	x	x	x	x
Profit / (loss) after tax	<b>35 050</b>	<b>3 715</b>	<b>6 284</b>	x	x	2 569	x

### Loans to and debt of clients, UAH bn

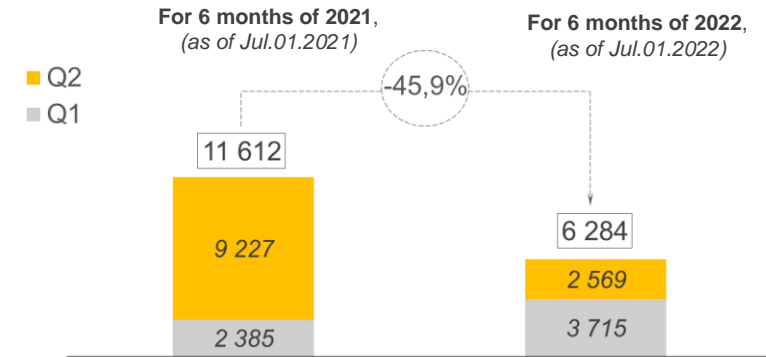


### Client funds (legal entities and individual), UAH bn

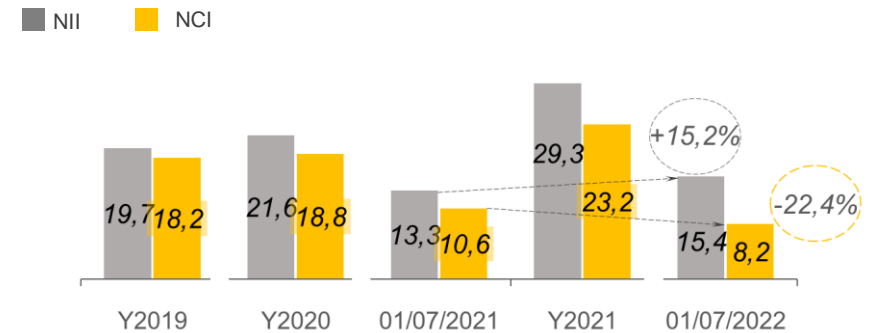


## 2 Profitability indicators

Profitability, UAH mln

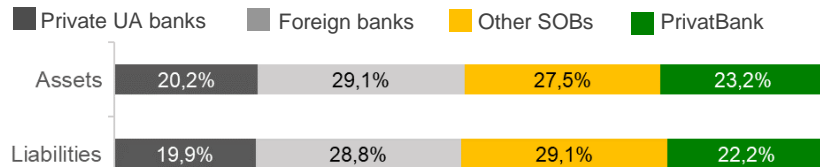


Net commission and interest income, UAH bn

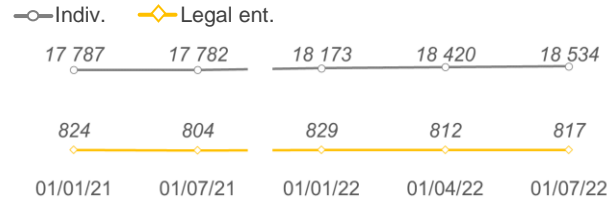


## 3 Other indicators

Distribution of liabilities and net assets by banks, %



Number of active clients, thou.



Payments, UAH bn

