



# Ukreximbank, as of October 01, 2022

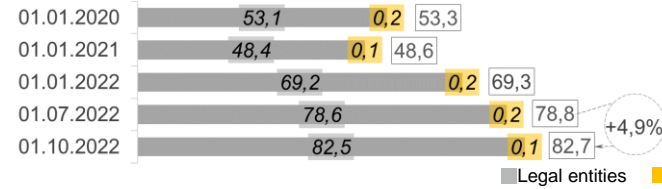
State share (represented by the Cabinet of Ministers of Ukraine): 100%  
 Chairperson of Management Board : Sergii Iermakov  
 Chairperson of Supervisory Board: Olyana Gordiyenko

Number of branches: 52  
 Number of employees: 2 709

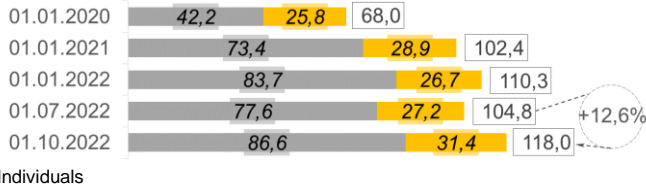
## 1 Balance sheet indicators

UAH mln	01.01.2022	01.07.2022	01.10.2022	change			
				compared to		in	
				01.01.2022	Q3 2022	Q3 2022	Q3 2022
				UAH mln	%	UAH mln	%
<b>Net assets, total</b>	<b>192 087</b>	<b>205 295</b>	<b>214 801</b>	22 714	11,8	9 506	4,6
<b>Total assets, total</b>	<b>210 063</b>	<b>228 608</b>	<b>245 996</b>	35 933	17,1	17 388	7,6
Cash and equivalents	3 854	5 528	8 326	4 472	116,0	2 798	50,6
Loans to and debt of clients	69 331	78 791	82 671	13 340	19,2	3 879	4,9
o/w loans to and debt of legal entities	69 164	78 634	82 540	13 376	19,3	3 907	5,0
o/w loans to and debt of individuals	166	158	130	-36	-21,8	-27	-17,4
T-bills	47 700	44 284	47 345	-355	-0,7	3 061	6,9
<b>Liabilities, total</b>	<b>179 640</b>	<b>195 273</b>	<b>211 837</b>	32 198	17,9	16 564	8,5
Owed to the NBU	21 367	21 367	19 367	-2 000	-9,4	-2 000	-9,4
Owed to banks	4 173	1 796	2 914	-1 259	-30,2	1 118	62,2
Owed to clients	121 473	142 316	153 723	32 250	26,5	11 407	8,0
o/w legal entities and non-bank FIs	83 681	77 617	86 590	2 909	3,5	8 973	11,6
o/w individuals	26 655	27 164	31 400	4 745	17,8	4 236	15,6
<b>Reference:</b>							
Statutory capital	45 570	45 570	45 570	0	0,0	0	0,0
Equity, total	12 447	10 022	2 964	-9 483	-76,2	-7 058	-70,4
Regulatory capital	13 815	14 806	11 096	-2 719	-19,7	-3 709	-25,1
Regulatory capital adequacy (sufficiency) ratio	18,16%	16,57%	11,50%	x	x	x	x
Profit / (loss) after tax	2 728	-2 537	-7 906	x	x	-5 370	x

### Loans to and debt of clients, UAH bn



### Client funds (legal entities and individual), UAH bn

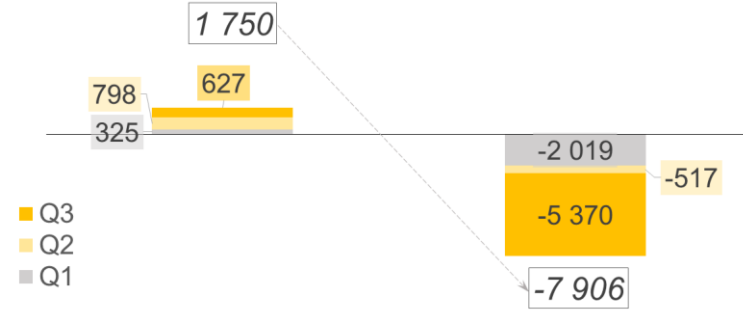


## 2 Profitability indicators

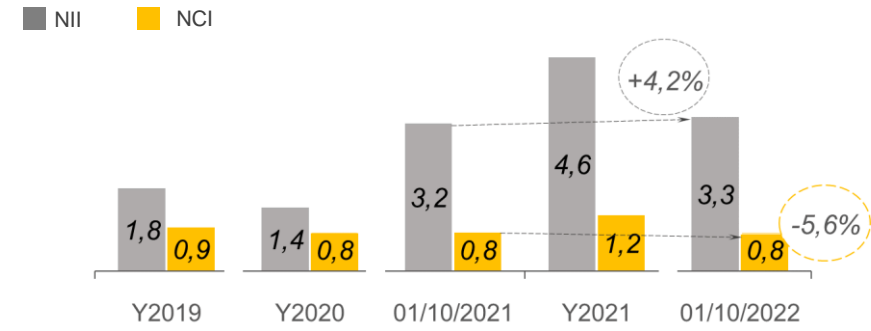
Profitability, UAH mln

For 9 months 2021  
(as of Oct. 01.2021,)

For 9 months 2022  
(as of Oct. 01.2022,)

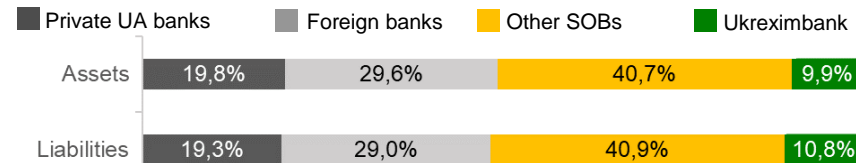


Net commission and interest income, UAH bn



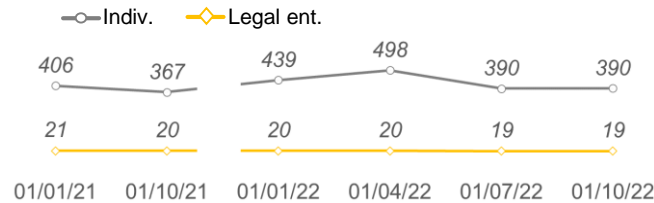
## 3 Other indicators

Distribution of liabilities and net assets by banks, %\*



\*Excluding the insolvent bank

Number of active clients, thou.



Payments, UAH bn

