



# Ukreximbank, as of January 01, 2023

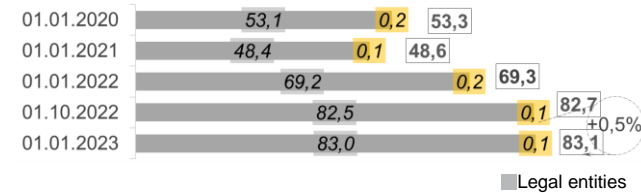
State share (represented by the Cabinet of Ministers of Ukraine): 100%  
 Chairperson of Management Board : Sergii Iermakov  
 Chairperson of Supervisory Board: Olyana Gordiyenko

Number of branches: 52  
 Number of employees: 2 709

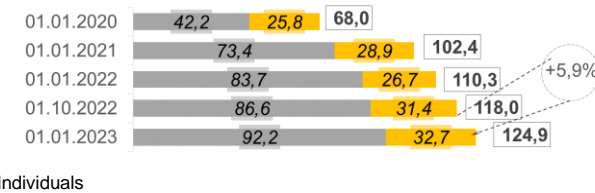
## 1 Balance sheet indicators

UAH mln	01.01.2022	01.10.2022	01.01.2023	change			
				compared to		in	
				01.01.2022		Q4 2022	
				UAH mln	%	UAH mln	%
<b>Net assets, total</b>	<b>192 087</b>	<b>214 801</b>	<b>236 429</b>	44 342	23,1	21 628	10,1
<b>Total assets, total</b>	<b>210 063</b>	<b>245 996</b>	<b>258 098</b>	48 036	22,9	12 102	4,9
Cash and equivalents	3 854	8 326	9 315	5 461	141,7	989	11,9
Loans to and debt of clients	69 331	82 671	83 097	13 767	19,9	427	0,5
o/w loans to and debt of legal entities	69 164	82 540	82 986	13 822	20,0	445	0,5
o/w loans to and debt of individuals	166	130	112	-55	-33,0	-19	-14,3
T-bills	47 700	47 345	47 748	48	0,1	403	0,9
<b>Liabilities, total</b>	<b>179 640</b>	<b>211 837</b>	<b>232 169</b>	52 530	29,2	20 332	9,6
Owed to the NBU	21 367	19 367	18 469	-2 898	-13,6	-898	-4,6
Owed to banks	4 173	2 914	3 644	-530	-12,7	730	25,0
Owed to clients	121 473	153 723	175 617	54 143	44,6	21 894	14,2
o/w legal entities and non-bank FIs	83 681	86 590	92 225	8 543	10,2	5 634	6,5
o/w individuals	26 655	31 400	32 700	6 045	22,7	1 300	4,1
<b>Reference:</b>							
Statutory capital	45 570	45 570	45 570	0	0,0	0	0,0
Equity, total	12 447	2 964	4 260	-8 188	-65,8	1 296	43,7
Regulatory capital	13 815	11 096	7 770	-6 045	-43,8	-3 326	-30,0
Regulatory capital adequacy (sufficiency) ra	18,16%	11,50%	7,66%	x	x	x	x
Profit / (loss) after tax	2 728	-7 906	-6 850	x	x	1 056	x

### Loans to and debt of clients, UAH bn

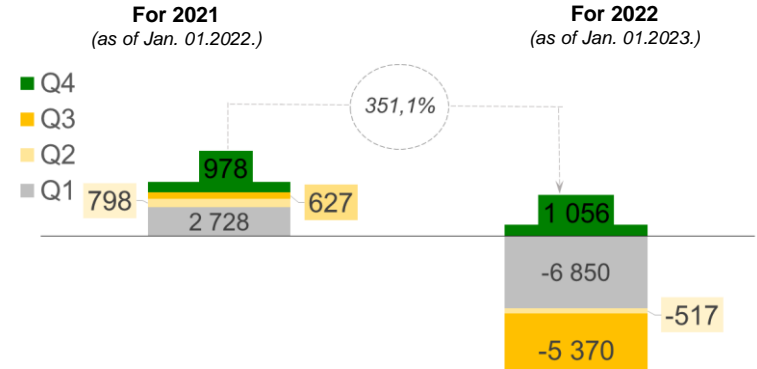


### Client funds (legal entities and individual), UAH bn

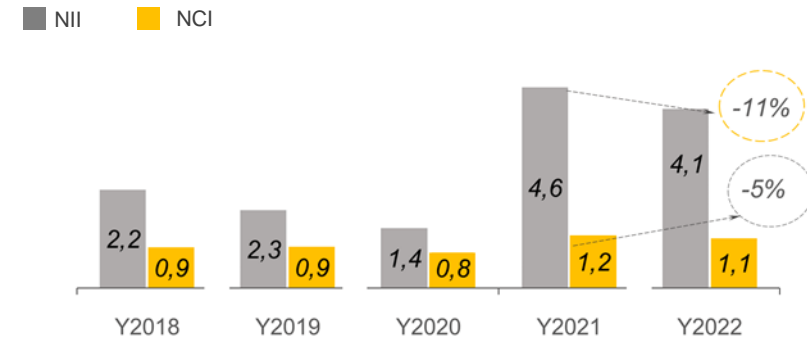


## 2 Profitability indicators

Profitability, UAH mln

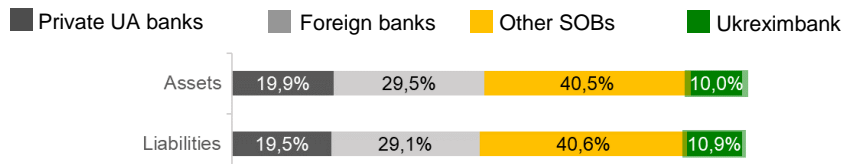


Net commission and interest income, UAH bn



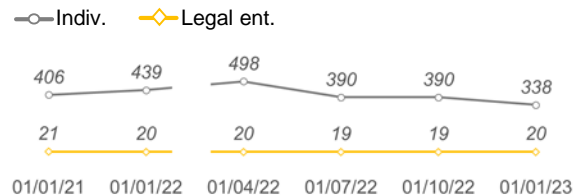
## 3 Other indicators

Distribution of liabilities and net assets by banks, %\*



\*Excluding the insolvent bank

Number of active clients, thou.



Payments, UAH bn

