



# PrivatBank, as of January 01, 2023


State share (represented by the Cabinet of Ministers of Ukraine): 100%  
 Chairperson of Management Board: Gerhard Bosch  
 Chairperson of Supervisory Board:

Number of branches: 1 210  
 Number of employees: 18 672

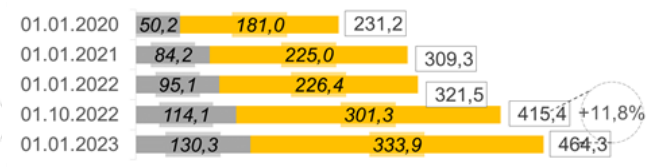
## 1 Balance sheet indicators

UAH mln				change			
	01.01.2022	01.10.2022	01.01.2023	compared to		in	
				01.01.2022		Q4	
				UAH mln	%	UAH mln	%
<b>Net assets, total</b>	<b>407 257</b>	<b>491 397</b>	<b>549 674</b>	142 417	35,0	58 277	11,9
<b>Total assets, total</b>	<b>582 851</b>	<b>688 103</b>	<b>737 414</b>	154 563	26,5	49 311	7,2
Cash and equivalents	28 118	42 587	40 567	12 449	44,3	-2 020	-4,7
Loans to and debt of clients	70 193	73 909	71 355	1 162	1,7	-2 554	-3,5
o/w loans to and debt of legal entities	18 538	27 316	28 133	9 596	51,8	817	3,0
o/w loans to and debt of individuals	51 655	46 593	43 222	-8 433	-16,3	-3 371	-7,2
T-bills	206 217	224 665	235 871	29 654	14,4	11 206	5,0
<b>Liabilities, total</b>	<b>340 642</b>	<b>438 473</b>	<b>491 885</b>	151 243	44,4	53 412	12,2
Owed to the NBU	0	0	0	0	0,0	0	-
Owed to banks	3	5	0	-2	-87,0	-5	-93,8
Owed to clients	321 705	416 148	464 872	143 166	44,5	48 723	11,7
o/w legal entities and non-bank FIs	95 090	114 085	130 327	35 238	37,1	16 242	14,2
o/w individuals	226 373	301 312	333 937	107 564	47,5	32 626	10,8
<b>Reference:</b>							
Statutory capital	206 060	206 060	206 060	0	0,0	0	0,0
Equity, total	66 615	52 923	57 789	-8 826	-13,2	4 865	9,2
Regulatory capital	40 843	53 663	54 523	13 680	33,5	860	1,6
Regulatory capital adequacy (sufficiency) r	18,33%	23,84%	23,78%	x	x	x	x
Profit / (loss) after tax	35 050	13 828	30 198	x	x	16 370	x

Loans to and debt of clients, UAH bn

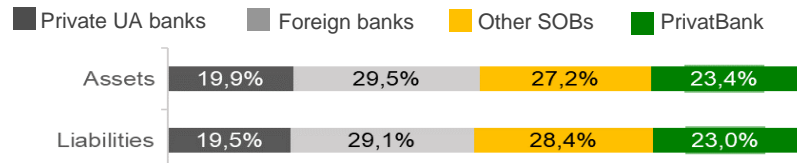


Client funds (legal entities and individual), UAH bn



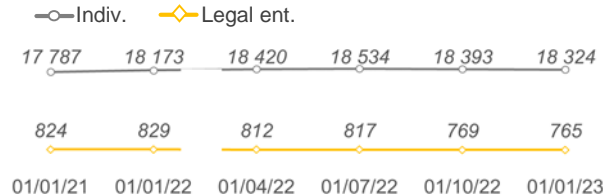
## 3 Other indicators

Distribution of liabilities and net assets by banks, %\*

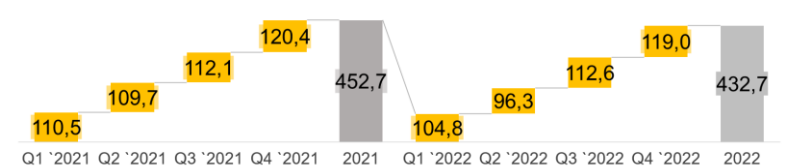


\*Excluding the insolvent bank

Number of active clients, thou.

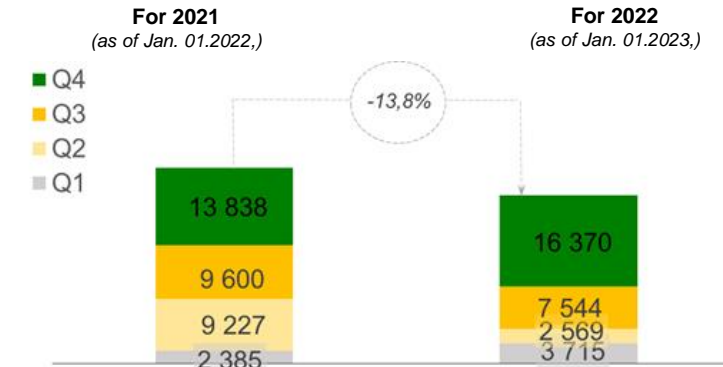


Payments, UAH bn



## 2 Profitability indicators

Profitability, UAH mln



Net commission and interest income, UAH bn

