



# UkrGasbank, as of April 01, 2023


State share (represented by the Cabinet of Ministers of Ukraine): 94,94%  
 Chairperson of Management Board: Andriy Kravets  
 Chairperson of Supervisory Board: Teimour Bagirov

Number of branches: 222  
 Number of employees: 3 818

## 1 Balance sheet indicators

UAH mln	01.04.2022	01.01.2023	01.04.2023	change			
				compared to		in	
				01.04.2022	Q1 2023	01.04.2022	Q1 2023
				UAH mln	%	UAH mln	%
<b>Net assets, total</b>	<b>114 523</b>	<b>131 646</b>	<b>146 936</b>	32 413	28,3	15 290	11,6
<b>Total assets, total</b>	<b>123 605</b>	<b>146 351</b>	<b>161 091</b>	37 486	30,3	14 740	10,1
Cash and equivalents	7 617	7 833	11 150	3 533	46,4	3 317	42,3
Loans to and debt of clients	60 854	64 759	61 905	1 050	1,7	-2 855	-4,4
o/w loans to and debt of legal entities	56 017	60 845	58 217	2 201	3,9	-2 628	-4,3
o/w loans to and debt of individuals	4 838	3 914	3 687	-1 150	-23,8	-227	-5,8
T-bills	25 234	21 969	26 226	992	3,9	4 257	19,4
<b>Liabilities, total</b>	<b>104 615</b>	<b>124 730</b>	<b>138 674</b>	34 058	32,6	13 944	11,2
Owed to the NBU	8 199	999	1 000	-7 200	-87,8	1	0,1
Owed to banks	4 089	5 569	4 371	282	6,9	-1 197	-21,5
Owed to clients	87 699	112 755	128 098	40 399	46,1	15 343	13,6
o/w legal entities and non-bank FIs	59 902	79 628	95 957	36 056	60,2	16 329	20,5
o/w individuals	25 274	32 128	30 874	5 601	22,2	-1 254	-3,9
<b>Reference:</b>							
Statutory capital	13 319	13 319	13 319	0	0,0	0	0,0
Equity, total	9 908	6 916	8 262	-1 645	-16,6	1 346	19,5
Regulatory capital	11 372	7 602	8 558	-2 814	-24,7	956	12,6
Regulatory capital adequacy (sufficiency) r	18,31%	10,88%	12,38%	x	x	x	x
Profit / (loss) after tax	-1 409	-3 862	1 434	x	x	5 295	x

Loans to and debt of clients, UAH bn



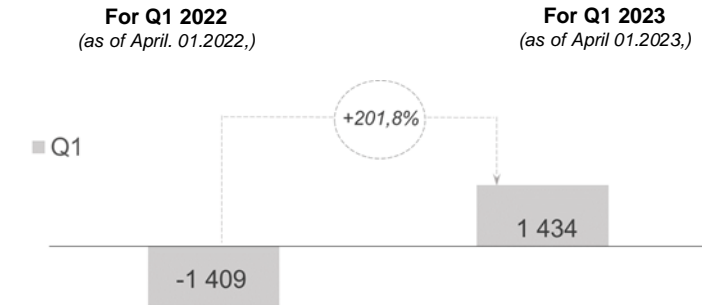
Client funds (legal entities and individual), UAH bn



■ Legal entities ■ Individuals

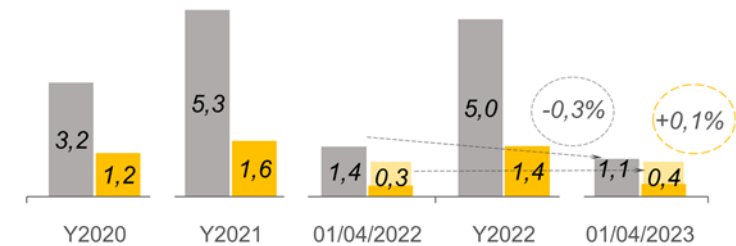
## 2 Profitability indicators

Profitability, UAH mln



Net commission and interest income, UAH bn

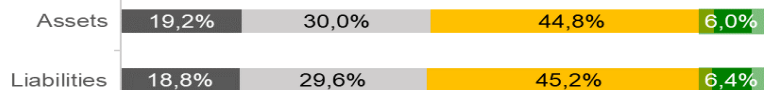
■ NII ■ NCI



## 3 Other indicators

Distribution of liabilities and net assets by banks, %\*

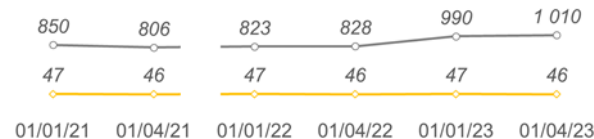
■ Private UA banks ■ Foreign banks ■ Other SOBs ■ UkrGasbank



\*Excluding the insolvent bank

Number of active clients, thou.

○ Indiv. ◇ Legal ent.



Payments, UAH bn

