



UkrGasbank, as of July 01, 2023

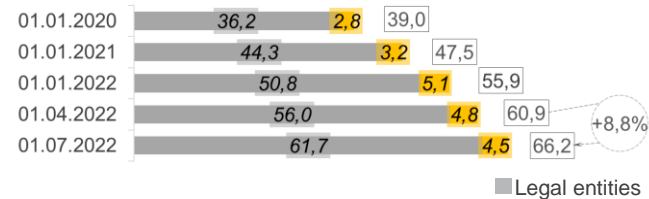
State share (represented by the Cabinet of Ministers of Ukraine): 94,94%
 Chairperson of Management Board: Andriy Kravets
 Chairperson of Supervisory Board: Sanela Pasich (independent member)

Number of branches: 221
 Number of employees: 3 820

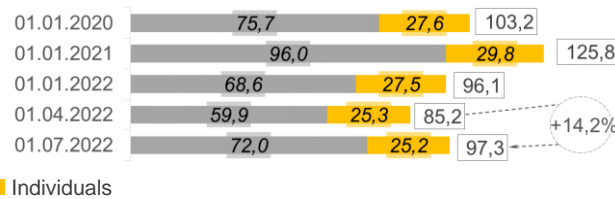
1 Balance sheet indicators

UAH mln	01.01.2023	01.04.2023	01.07.2023	change			
				compared to		in	
				01.01.2023	in Q2	UAH mln	%
Net assets, total	131 646	146 936	153 874	22 228	16,9	6 938	4,7
Total assets, total	146 351	161 091	167 972	21 621	14,8	6 881	4,3
Cash and equivalents	7 833	11 150	13 971	6 138	78,4	2 821	25,3
Loans to and debt of clients	64 759	61 905	59 574	-5 185	-8,0	-2 331	-3,8
o/w loans to and debt of legal entities	60 845	58 217	55 808	-5 037	-8,3	-2 409	-4,1
o/w loans to and debt of individuals	3 914	3 687	3 766	-149	-3,8	78	2,1
T-bills	21 969	26 226	29 476	7 506	34,2	3 249	12,4
Liabilities, total	124 730	138 674	143 400	18 671	15,0	4 727	3,4
Owed to the NBU	999	1 000	1 000	1	-	0	0,0
Owed to banks	5 569	4 371	3 512	-2 057	-36,9	-859	-19,7
Owed to clients	112 755	128 098	133 366	20 610	18,3	5 268	4,1
o/w legal entities and non-bank FIs	79 628	95 957	100 722	21 094	26,5	4 764	5,0
o/w individuals	32 128	30 874	30 928	-1 200	-3,7	53	0,2
Reference:							
Statutory capital	13 319	13 319	13 319	0	0,0	0	0,0
Equity, total	6 916	8 262	10 473	3 557	51,4	2 211	26,8
Regulatory capital	7 602	8 558	9 878	2 276	29,9	1 320	15,4
Regulatory capital adequacy (sufficiency) ra	10,88%	12,38%	14,96%	x	x	x	x
Profit / (loss) after tax	-3 862	1 434	2 596	x	x	1 163	x

Loans to and debt of clients, UAH bn

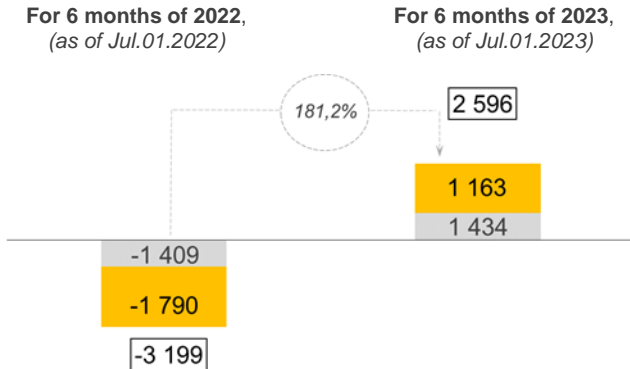


Client funds (legal entities and individual), UAH bn

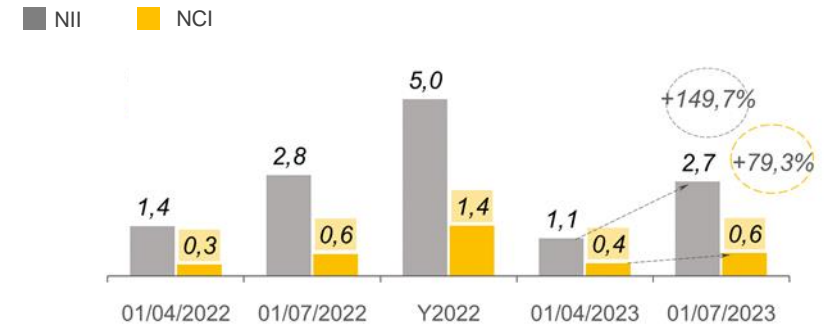


2 Profitability indicators

Profitability, UAH mln

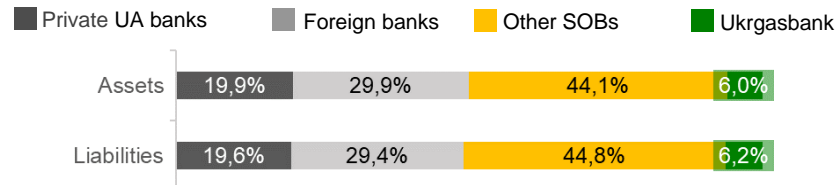


Net commission and interest income, UAH bn

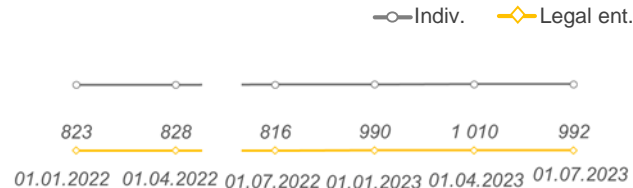


3 Other indicators

Distribution of liabilities and net assets by banks, %



Number of active clients, thou.



Payments, UAH bn

