



UkrGasbank, as of October 01, 2023


State share (represented by the Cabinet of Ministers of Ukraine): 94,94%
 Chairperson of Management Board: Rodion Morozov
 Chairperson of Supervisory Board: Sanela Pasich

Number of branches: 221
 Number of employees: 3 831

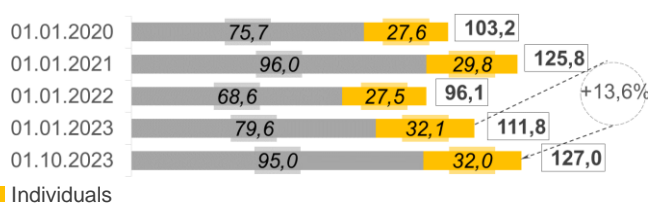
1 Balance sheet indicators

UAH mln	01.01.2023	01.07.2023	01.10.2023	change			
				compared to 01.01.2023		compared to 01.07.2023	
				UAH mln	%	UAH mln	%
Net assets, total	131 646	153 874	152 847	21 201	16,1	-1 026	-0,7
Total assets, total	146 351	167 972	166 436	20 085	13,7	-1 536	-0,9
Cash and equivalents	7 833	13 971	8 068	234	3,0	-5 903	-42,3
Loans to and debt of clients	64 759	59 574	59 903	-4 856	-7,5	329	0,6
o/w loans to and debt of legal entities	60 845	55 808	55 441	-5 404	-8,9	-367	-0,7
o/w loans to and debt of individuals	3 914	3 766	4 462	547	14,0	696	18,5
T-bills	21 969	29 476	33 951	11 981	54,5	4 475	15,2
Liabilities, total	124 730	143 400	141 610	16 880	13,5	-1 790	-1,2
Owed to the NBU	999	1 000	999	0	-	0	0,0
Owed to banks	5 569	3 512	3 719	-1 850	-33,2	207	5,9
Owed to clients	112 755	133 366	129 427	16 671	14,8	-3 939	-3,0
o/w legal entities and non-bank FIs	79 628	100 722	95 028	15 400	19,3	-5 694	-5,7
o/w individuals	32 128	30 928	31 960	-168	-0,5	1 033	3,3
Reference:							
Statutory capital	13 319	13 319	13 319	0	0,0	0	0,0
Equity, total	6 916	10 473	11 237	4 321	62,5	764	7,3
Regulatory capital	7 602	9 878	10 344	2 742	36,1	466	4,7
Regulatory capital adequacy (sufficiency) ra	10,88%	14,96%	16,14%	x	x	x	x
Profit / (loss) after tax	-3 862	2 596	2 921	x	x	x	x

Loans to and debt of clients, UAH bn

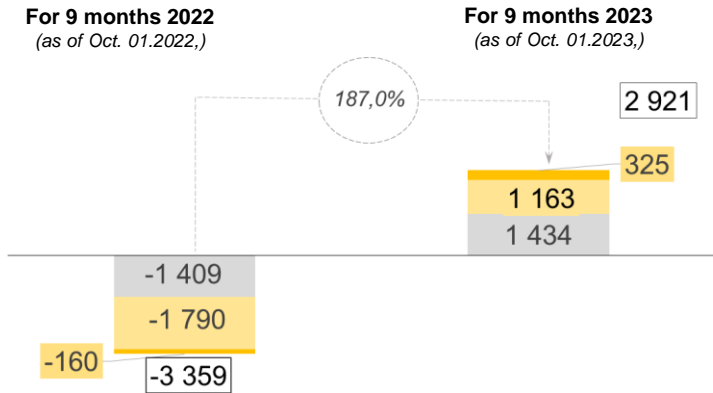


Client funds (legal entities and individual), UAH bn

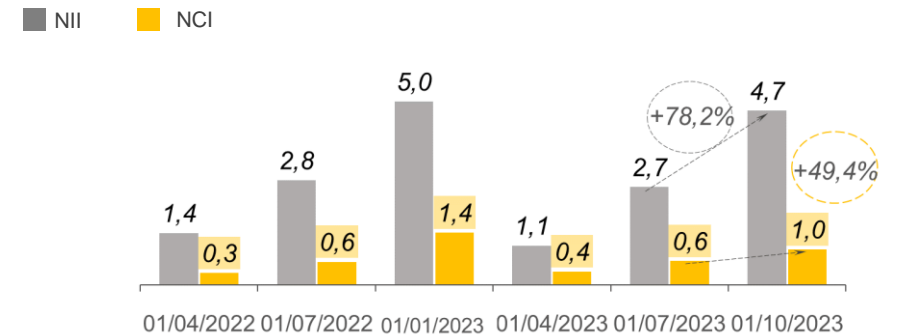


2 Profitability indicators

Profitability, UAH mln

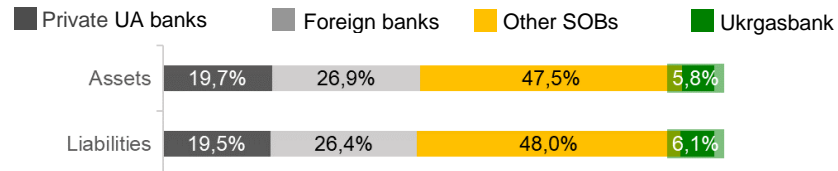


Net commission and interest income, UAH bn



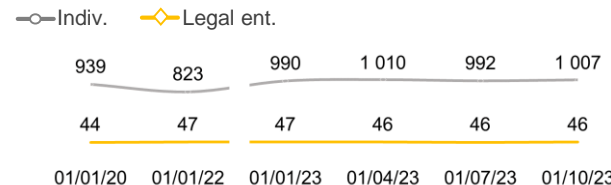
3 Other indicators

Distribution of liabilities and net assets by banks, %*



*Excluding the insolvent bank

Number of active clients, thou.



Payments, UAH bn

