



PrivatBank, as of October 01, 2023

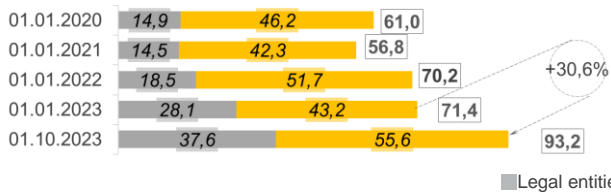
State share (represented by the Cabinet of Ministers of Ukraine): 100%
 Chairperson of Management Board: Gerhard Bosch
 Chairperson of Supervisory Board: Nils Melngailis (independent member)

Number of branches: 1 199
 Number of employees: 18 336

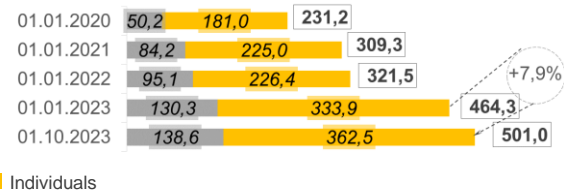
1 Balance sheet indicators

UAH mln	01.01.2023	01.07.2023	01.10.2023	change			
				compared to		compared to	
				01.01.2023	01.07.2023	01.01.2023	01.07.2023
				UAH mln	%	UAH mln	%
Net assets, total	549 674	573 033	609 882			60 208	11,0
Total assets, total	737 414	761 943	798 779			61 365	8,3
Cash and equivalents	40 567	85 209	81 880	41 314	101,8	-3 329	-3,9
Loans to and debt of clients	71 355	79 860	93 189	21 834	30,6	13 329	16,7
o/w loans to and debt of legal entities	28 133	30 695	37 632	9 499	33,8	6 937	22,6
o/w loans to and debt of individuals	43 222	49 165	55 557	12 335	28,5	6 392	13,0
T-bills	235 871	229 369	228 689	-7 182	-3,0	-680	-0,3
Liabilities, total	491 885	503 514	526 771	34 886	7,1	23 257	4,6
Owed to the NBU	0	0	0	0	-	0	-
Owed to banks	0	86	0	0	34,8	-85	-99,5
Owed to clients	464 872	481 702	501 870	36 999	8,0	20 168	4,2
o/w legal entities and non-bank FIs	130 327	132 417	138 566	8 238	6,3	6 148	4,6
o/w individuals	333 937	348 596	362 460	28 523	8,5	13 864	4,0
Reference:							
Statutory capital	206 060	206 060	206 060	0	0,0	0	0,0
Equity, total	57 789	69 519	83 111	25 322	43,8	13 592	19,6
Regulatory capital	54 523	66 600	66 565	12 042	22,1	-35	-0,1
Regulatory capital adequacy (sufficiency) ra	23,78%	28,29%	27,77%	x	x	x	x
Profit / (loss) after tax	30 198	29 749	43 373	x	x	x	x

Loans to and debt of clients, UAH bn



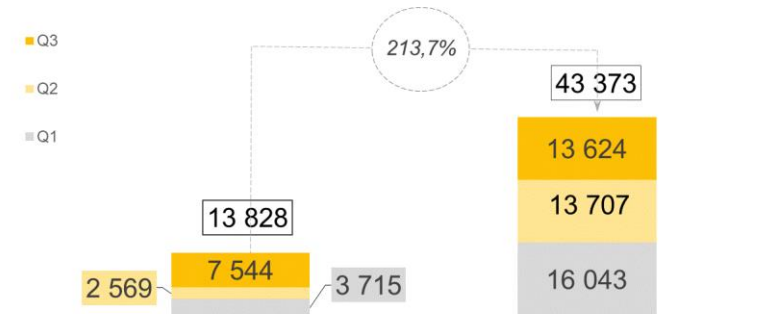
Client funds (legal entities and individual), UAH bn



2 Profitability indicators

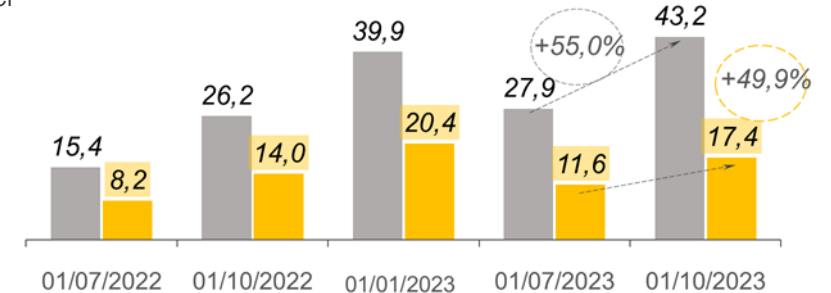
Profitability, UAH mln

For 9 months 2022 (as of Oct. 01.2022.)
 For 9 months 2023 (as of Oct. 01.2023.)



Net commission and interest income, UAH bn

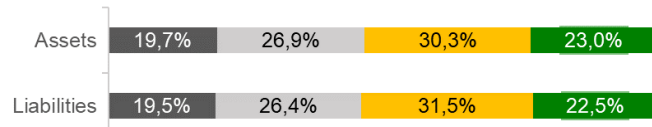
■ NII ■ NCI



3 Other indicators

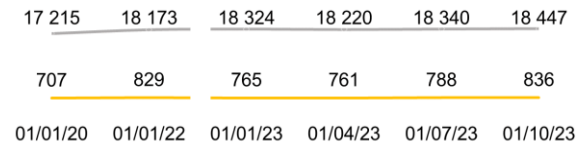
Distribution of liabilities and net assets by banks, %*

■ Private UA banks ■ Foreign banks ■ Other SOBs ■ PrivatBank

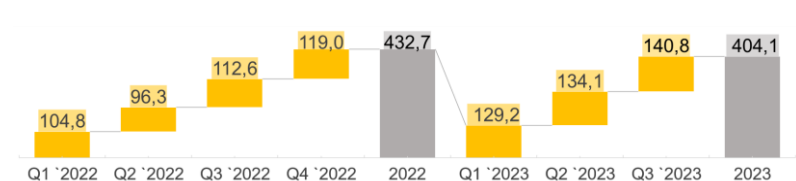


Number of active clients, thou.

○ Indiv. ◇ Legal ent.



Payments, UAH bn



*Excluding the insolvent bank