



Sense bank, as of October 01, 2023

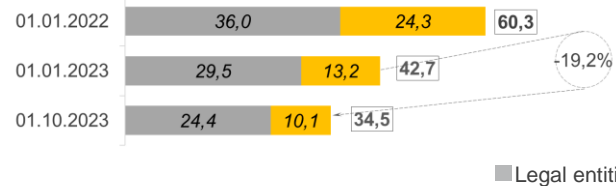
State share (represented by the Cabinet of Ministers of Ukraine): 100%
 Chairperson of Management Board: acting Olena Zubchenko
 Chairperson of Supervisory Board: Sevki Acuner

Number of branches: 127
 Number of employees: 718

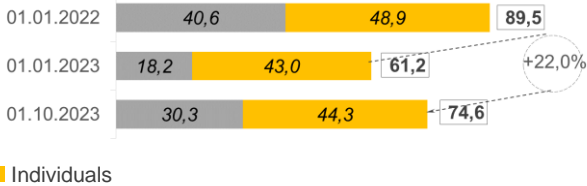
1 Balance sheet indicators

UAH mln	01.01.2023	01.07.2023	01.10.2023	change			
				compared to 01.01.2023		compared to 01.07.2023	
				UAH mln	%	UAH mln	%
Net assets, total	75 165	77 395	88 203	13 037	17,3	10 808	14,0
Total assets, total	96 063	96 615	107 971	11 908	12,4	11 356	11,8
Cash and equivalents	5 094	8 972	9 397	4 302	84,4	425	4,7
Loans to and debt of clients	42 663	37 418	34 468	-8 195	-19,2	-2 950	-7,9
o/w loans to and debt of legal entities	29 463	26 412	24 381	-5 082	-17,2	-2 031	-7,7
o/w loans to and debt of individuals	13 200	11 006	10 087	-3 113	-23,6	-919	-8,3
T-bills	3 645	6 458	5 220	1 575	43,2	-1 238	-19,2
Liabilities, total	69 048	69 088	76 455	7 406	10,7	7 366	10,7
Owed to the NBU	3 279	0	0	-3 279	-	0	-
Owed to banks	32	31	25	-8	-24,0	-6	-19,7
Owed to clients	61 168	64 905	74 608	13 440	22,0	9 703	14,9
o/w legal entities and non-bank FIs	18 180	21 867	30 335	12 155	66,9	8 468	38,7
o/w individuals	42 982	43 034	44 269	1 287	3,0	1 235	2,9
Reference:							
Statutory capital	28 726	28 726	28 726	0	0,0	0	0,0
Equity, total	6 117	8 306	11 748	5 631	92,1	3 442	41,4
Regulatory capital	7 180	6 413	8 461	1 281	17,8	2 048	31,9
Regulatory capital adequacy (sufficiency) ra	11,72%	11,83%	16,82%	x	x	x	x
Profit / (loss) after tax	-7 110	2 144	5 584	x	x	x	x

Loans to and debt of clients, UAH bn

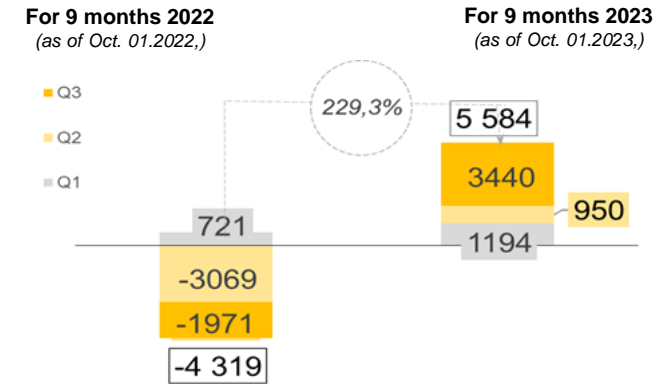


Client funds (legal entities and individual), UAH bn

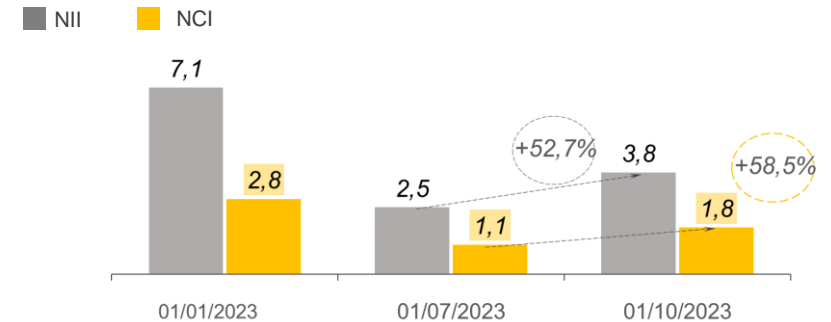


2 Profitability indicators

Profitability, UAH mln

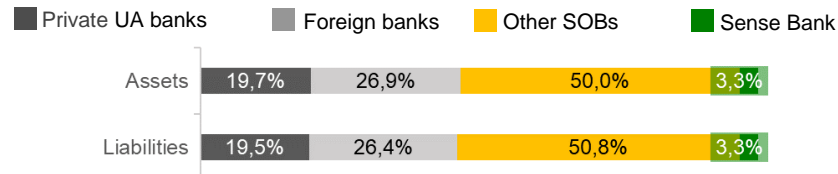


Net commission and interest income, UAH bn



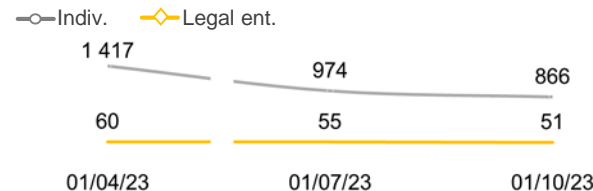
3 Other indicators

Distribution of liabilities and net assets by banks, %*



*Excluding the insolvent bank

Number of active clients, thou.



Payments, UAH bn

