



UkrGasbank, as of January 01, 2024


State share (represented by the Cabinet of Ministers of Ukraine): 94,94%
 Chairperson of Management Board: acting Rodion Morozov
 Chairperson of Supervisory Board: Pašić Sanela

Number of branches: 223
 Number of employees: 3 830

1 Balance sheet indicators

UAH mln	01.01.2023	01.10.2023	01.01.2024	change			
				compared to		compared to	
				01.01.2023	%	01.10.2023	%
Net assets, total	131 646	152 847	175 867	44 221	33,6	23 020	15,1
Total assets, total	146 351	166 436	190 337	43 986	30,1	23 901	14,4
Cash and equivalents	7 833	8 068	13 532	5 698	72,7	5 464	67,7
Loans to and debt of clients	64 759	59 903	63 333	-1 426	-2,2	3 430	5,7
o/w loans to and debt of legal entities	60 845	55 441	58 047	-2 798	-4,6	2 605	4,7
o/w loans to and debt of individuals	3 914	4 462	5 286	1 372	35,1	825	18,5
T-bills	21 969	33 951	42 756	20 787	94,6	8 805	25,9
Liabilities, total	124 730	141 610	164 622	39 892	32,0	23 011	16,2
Owed to the NBU	999	999	0	-999	-	-999	-100,0
Owed to banks	5 569	3 719	2 795	-2 774	-49,8	-924	-24,8
Owed to clients	112 755	129 427	154 080	41 325	36,6	24 653	19,0
o/w legal entities and non-bank FIs	79 628	95 028	119 651	40 023	50,3	24 624	25,9
o/w individuals	32 128	31 960	33 587	1 459	4,5	1 626	5,1
Reference:							
Statutory capital	13 319	13 319	13 319	0	0,0	0	0,0
Equity, total	6 916	11 237	11 246	4 330	62,6	9	0,1
Regulatory capital	7 602	10 344	11 370	3 768	49,6	1 026	9,9
Regulatory capital adequacy (sufficiency) ratio	10,88%	16,14%	15,81%	x	x	x	x
Profit / (loss) after tax	-3 862	2 921	1 936	x	x	x	x

Loans to and debt of clients, UAH bn

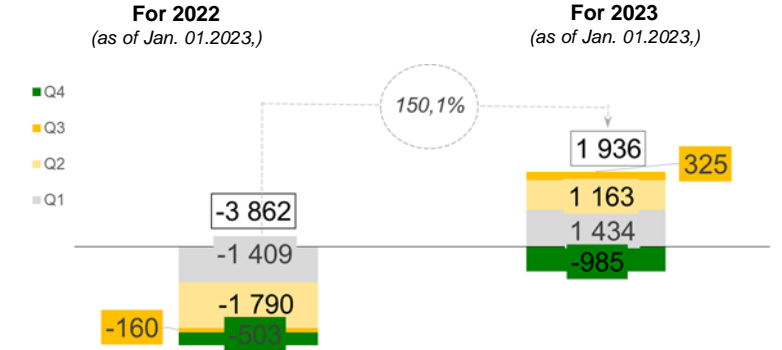


Client funds (legal entities and individual), UAH bn

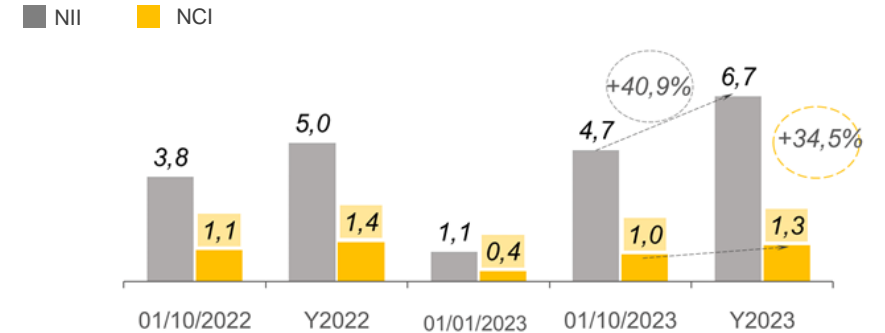


2 Profitability indicators

Profitability, UAH mln

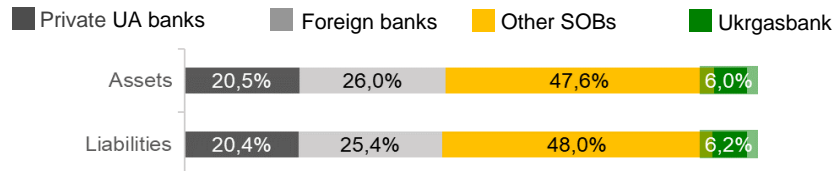


Net commission and interest income, UAH bn

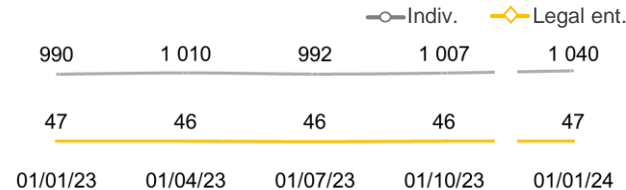


3 Other indicators

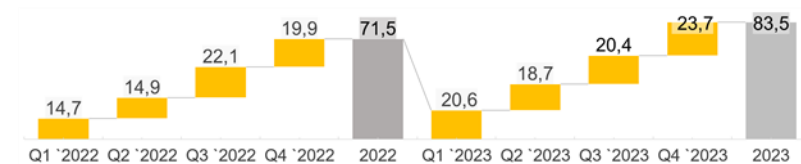
Distribution of liabilities and net assets by banks, %*



Number of active clients, thou.



Payments, UAH bn



*Excluding the insolvent bank