



# Ukreximbank, as of October 01, 2025

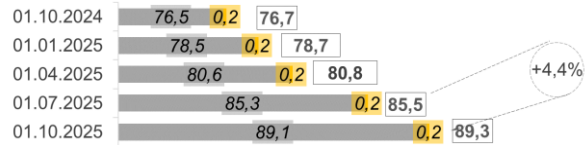
State share (represented by the Cabinet of Ministers of Ukraine): 100%  
 Chairperson of Management Board : Viktor Ponomarenko  
 Chairperson of Supervisory Board: Rostyslav Futalo

Number of branches: 36  
 Number of employees: 2 034


## 1 Balance sheet indicators

UAH mln	01.01.2025	01.07.2025	01.10.2025	change			
				compared to		compared to	
				01.01.2025	01.07.2025	01.01.2025	01.07.2025
				UAH mln	%	UAH mln	%
<b>Net assets, total</b>	<b>291 148</b>	<b>298 188</b>	<b>279 656</b>	<b>-11 492</b>	<b>-3,9</b>	<b>-18 532</b>	<b>-6,2</b>
<b>Total assets, total</b>	<b>314 689</b>	<b>318 580</b>	<b>298 568</b>	<b>-16 121</b>	<b>-5,1</b>	<b>-20 012</b>	<b>-6,3</b>
Cash and equivalents	13 226	18 050	18 940	5 715	43,2	891	4,9
Loans to and debt of clients	78 664	85 464	89 253	10 590	13,5	3 789	4,4
o/w loans to and debt of legal entities	78 453	85 300	89 103	10 649	13,6	3 803	4,5
o/w loans to and debt of individuals	210	164	151	-60	-28,3	-13	-8,2
T-bills	65 787	61 748	63 214	-2 574	-3,9	1 466	2,4
<b>Liabilities, total</b>	<b>279 778</b>	<b>282 889</b>	<b>261 783</b>	<b>-17 996</b>	<b>-6,4</b>	<b>-21 107</b>	<b>-7,5</b>
Owed to the NBU	0	0	0	0	-	0	-
Owed to banks	2 266	2 353	2 469	203	9,0	116	5,0
Owed to clients	243 549	252 449	231 564	-11 985	-4,9	-20 885	-8,3
o/w legal entities and non-bank FIs	170 029	170 919	150 219	-19 810	-11,7	-20 700	-12,1
o/w individuals	40 245	38 818	33 201	-7 044	-17,5	-5 617	-14,5
<b>Reference:</b>							
Statutory capital	45 570	45 570	45 570	0	0,0	0	0,0
Equity, total	11 370	15 298	17 873	6 504	57,2	2 575	16,8
Regulatory capital	13 230	12 758	12 029	-1 201	-9,1	-729	-5,7
Regulatory capital adequacy ratio	14,35%	14,42%	12,85%	x	x	x	x
Profit / (loss) after tax	2 752	4 216	6 960	x	x	x	x

### Loans to and debt of clients, UAH bn

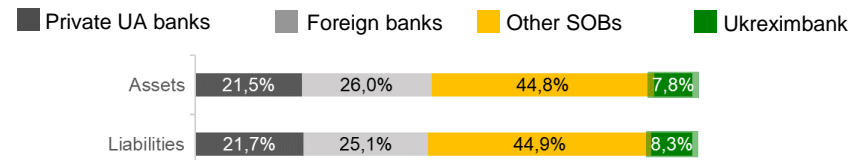


### Client funds (legal entities and individual), UAH bn



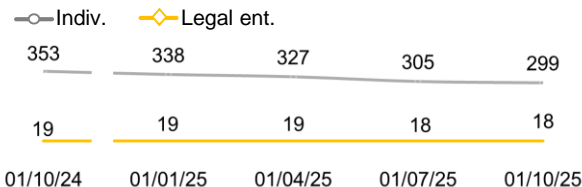
## 3 Other indicators

### Distribution of liabilities and net assets by banks, %\*

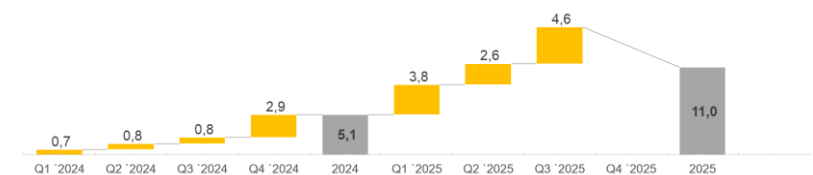


\*Excluding the insolvent bank

### Number of active clients, thou.

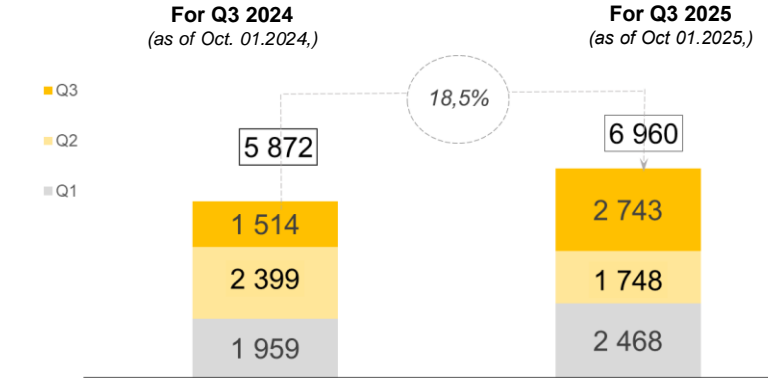


### Payments, UAH bn



## 2 Profitability indicators

### Profitability, UAH mln



### Net commission and interest income, UAH bn

