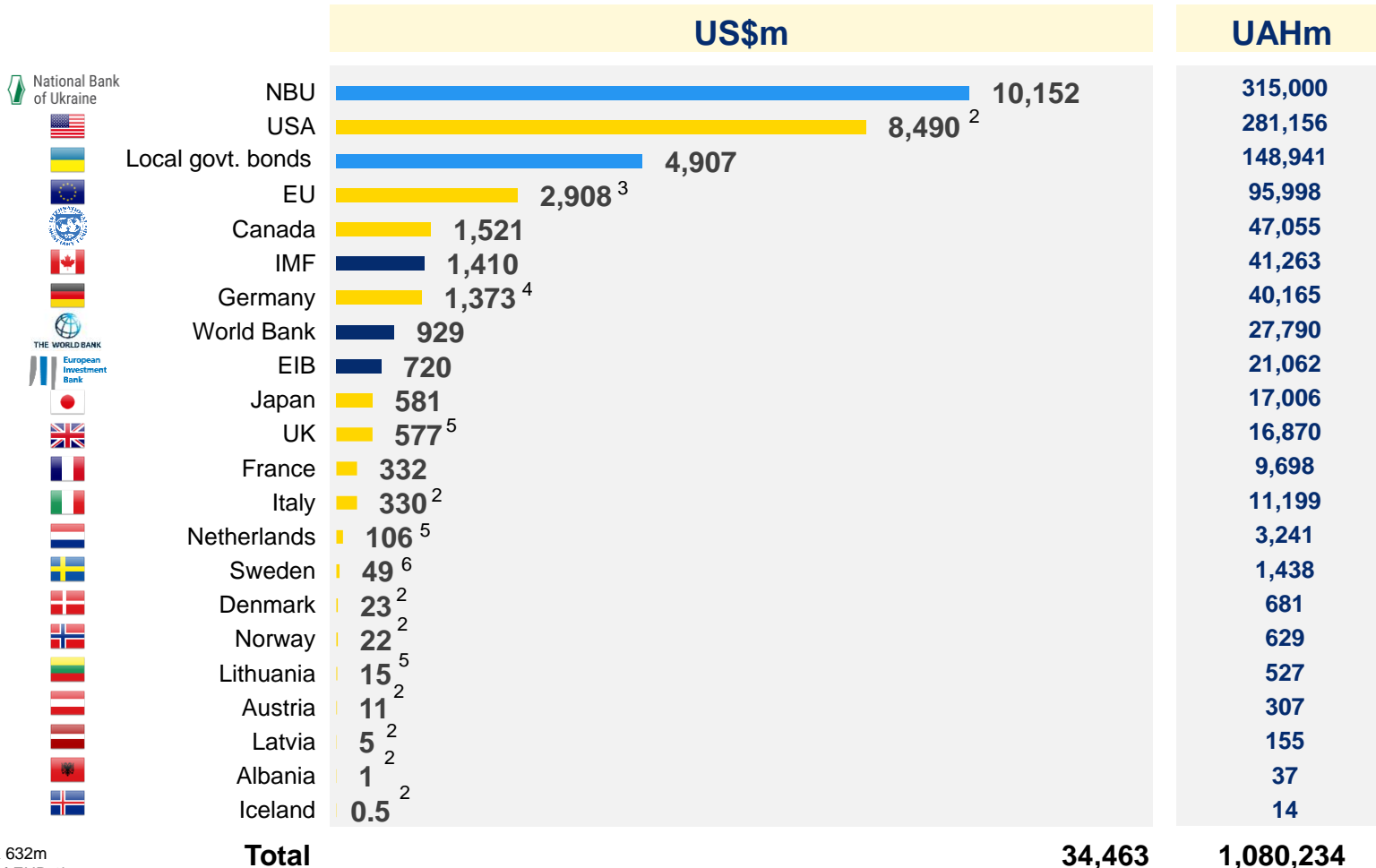




# The sources of Ukraine's state budget financing from Feb 24 to Oct 11 are the war bonds, IFI loans, and bilateral loans and grants

## Received budget financing (general fund) during the wartime split by sources<sup>1</sup>



Note 1 As of 11.10.2022

Note 2 Grant

Note 3 Including grant of EUR 632m

Note 4 Grant Including grant of EUR 1bn

Note 5 Guarantee, incl. grant of USD 128m (UK), EUR 80m loan (Netherlands), EUR 5m grant (Lithuania)

Note 6 Guarantee

Source Ministry of Finance of Ukraine





















■ IFIs      ■ Bilateral and grants      ■ Domestic government bonds



SUPPORT UKRAINIAN BRAVERY

Since February 24, Ukraine's donors committed c.US\$ 36bn to support the Ukrainian budget, o/w c.US\$ 16bn remain undisbursed as of now

## Committed and disbursed budget financing during the wartime<sup>1</sup>

| US\$m  | Committed     | Disbursed    |               |                           |          | Share disbursed |            |
|--|---------------|--------------|---------------|---------------------------|----------|-----------------|------------|
|  | Total         | General fund |               | Budget for reconstruction |          |                 | Total      |
|  |               | Loans        | Grants        | Loans                     | Grants   |                 |            |
|  USA         | 12,990        | -            | 8,490         | -                         | -        | 8,490           | 65%        |
|  EU          | 11,500        | 2,282        | 626           | -                         | -        | 2,908           | 25%        |
|  IMF         | 2,710         | 1,410        | -             | -                         | -        | 1,410           | 52%        |
|  EIB         | 2,320         | 720          | -             | 500                       | -        | 1,220           | 53%        |
|  Canada      | 1,521         | 1,521        | -             | -                         | -        | 1,521           | 100%       |
|  Germany     | 1,373         | 324          | 1,049         | -                         | -        | 1,373           | 100%       |
|  UK          | 1,077         | 449          | 128           | -                         | -        | 577             | 54%        |
|  World Bank  | 929           | 929          | -             | -                         | -        | 929             | 100%       |
|  Japan       | 581           | 581          | -             | -                         | -        | 581             | 100%       |
|  France      | 332           | 332          | -             | -                         | -        | 332             | 100%       |
|  Italy       | 330           | 206          | 125           | -                         | -        | 330             | 100%       |
|  Netherlands | 310           | 85           | 21            | -                         | -        | 106             | 34%        |
|  Sweden    | 49            | 49           | -             | -                         | -        | 49              | 100%       |
|  Denmark   | 53            | -            | 23            | -                         | -        | 23              | 44%        |
|  Norway    | 22            | -            | 22            | -                         | -        | 22              | 100%       |
|  Lithuania | 15            | 10           | 5             | -                         | -        | 15              | 100%       |
|  Austria   | 11            | -            | 11            | -                         | -        | 11              | 100%       |
|  Latvia    | 5             | -            | 5             | -                         | -        | 5               | 100%       |
|  Albania   | 1             | -            | 1             | -                         | -        | 1               | 100%       |
|  Iceland   | 0.5           | -            | 0.5           | -                         | -        | 0.5             | 100%       |
| <b>Total</b>   | <b>36,130</b> | <b>8,898</b> | <b>10,506</b> | <b>500</b>                | <b>-</b> | <b>19,904</b>   | <b>55%</b> |

Note 1 As of 11.10.2022

Source Ministry of Finance of Ukraine, public information