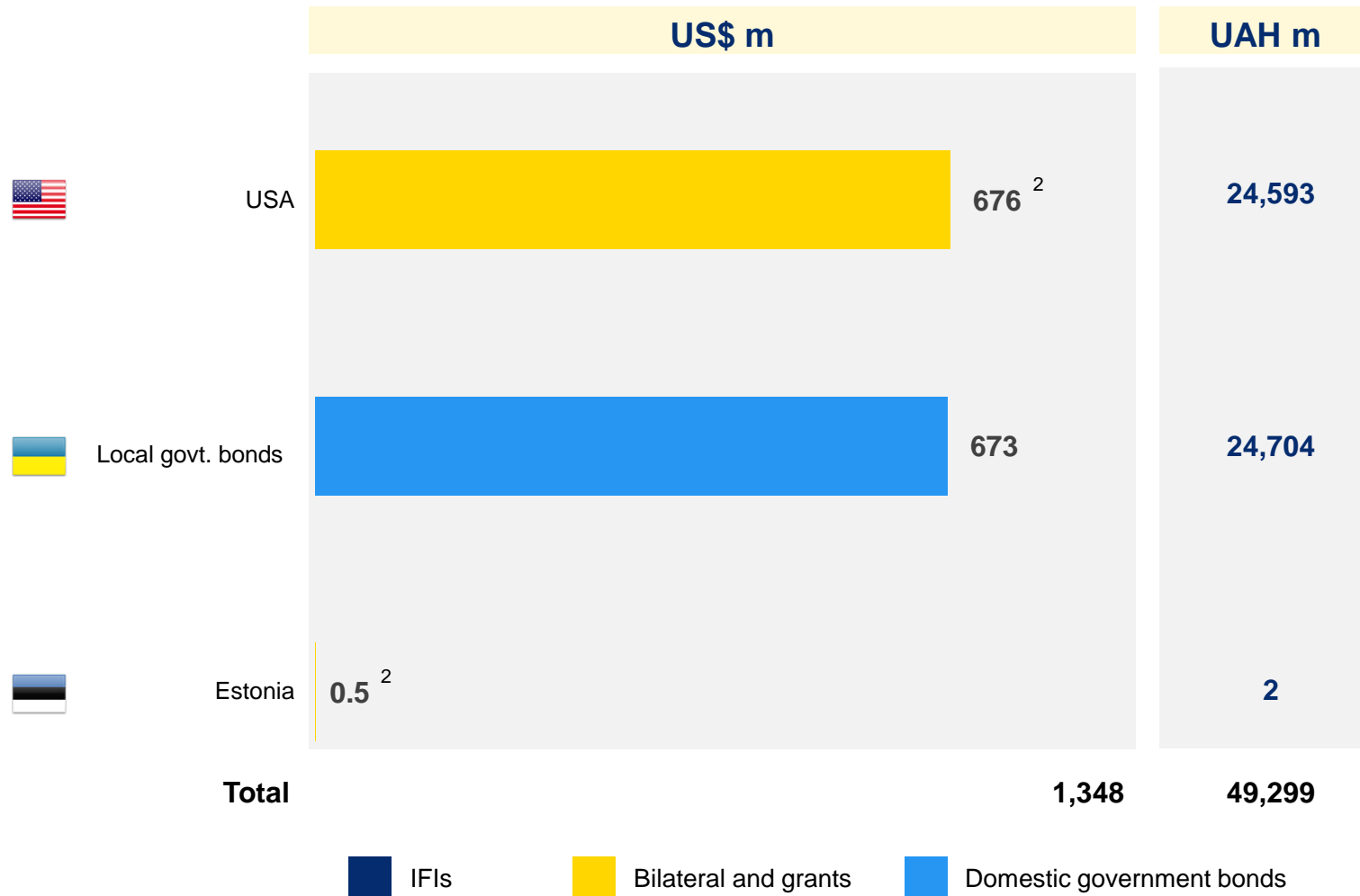




The sources of Ukraine's state budget financing in 2023 are the war bonds and bilateral grants

Received budget financing (general fund) in 2023 split by sources¹



Note 1 As of 12.01.2023
























Note 2 Grant

Source Ministry of Finance of Ukraine

SUPPORT UKRAINIAN BRAVERY

During the full-scale war, Ukraine's donors committed c.US\$ 58bn to support Ukrainian budget, o/w c.US\$ 25bn remains undisbursed

Committed and disbursed budget financing during the wartime¹

US\$ m	Committed	Disbursed				Total	Share disbursed
	Total	General fund		Special fund			
		Loans	Grants	Loans	Grants		
 EU	30,400	7,265	696	-	-	7,961	26%
 US	12,990	-	12,666	-	-	12,666	98%
 IMF	2,693	2,693	-	-	-	2,693	100%
 EIB	2,320	720	-	1,000	-	1,720	74%
 World Bank	2,275	1,385	-	-	-	1,385	61%
 Canada	1,889	1,889	-	-	-	1,889	100%
 Germany	1,584	324	1,260	-	-	1,584	100%
 UK	1,576	948	128	-	-	1,076	68%
 Japan	581	581	-	-	-	581	100%
 France	437	437	-	-	-	437	100%
 Italy	330	206	125	-	-	330	100%
 Netherlands	318	318	-	-	-	318	100%
 Spain	106	-	-	-	-	-	0%
 Denmark	53	30	23	-	-	53	100%
 Sweden	49	49	-	-	-	49	100%
 Lithuania	22	10	12	-	-	22	100%
 Norway	22	-	22	-	-	22	100%
 Latvia	16	10	5	-	-	16	100%
 Austria	11	-	11	-	-	11	100%
 Belgium	5	-	5	-	-	5	100%
 Albania	1	-	1	-	-	1	100%
 Iceland	0.5	-	0.5	-	-	0.5	100%
 Estonia	0.1	-	0.1	-	-	0.1	100%
Total	57,679	16,866	14,954	1,000	-	32,819	57%

Note 1 As of 12.01.2023

Source Ministry of Finance of Ukraine, public information