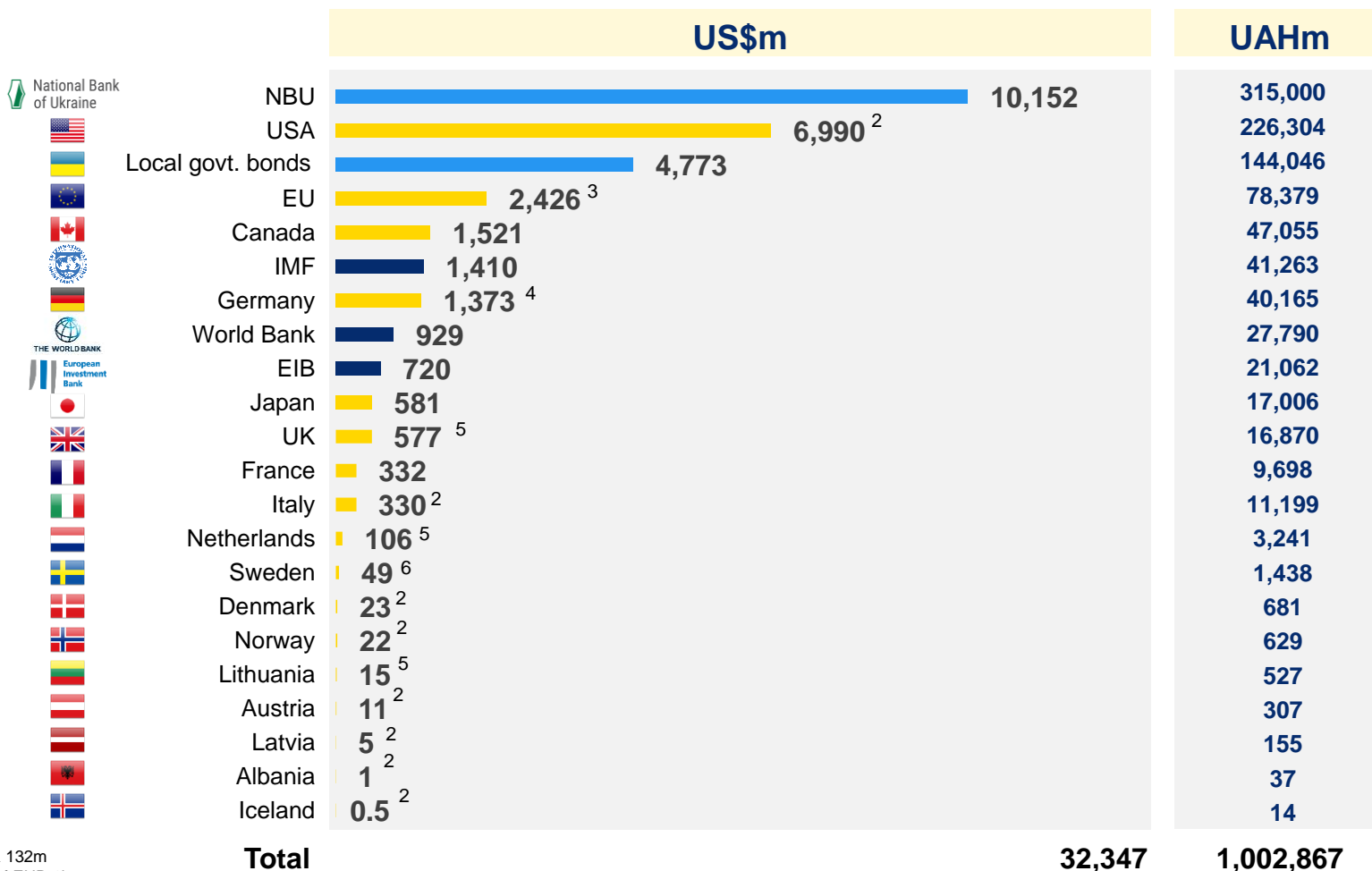




# The sources of Ukraine's state budget financing from Feb 24 to Sep 13 are the war bonds, IFI loans, and bilateral loans and grants

## Received budget financing during the wartime split by sources<sup>1</sup>



Note 1 As of 13.09.2022

Note 2 Grant

Note 3 Including grant of EUR 132m

Note 4 Grant Including grant of EUR 1bn

Note 5 Guarantee, incl. grant of USD 128m (UK), EUR 80m loan (Netherlands), EUR 5m grant (Lithuania)

Note 6 Guarantee

Source Ministry of Finance of Ukraine

IFIs

Bilateral and grants





















Domestic government bonds



SUPPORT UKRAINIAN BRAVERY

Since February 24, Ukraine's donors committed c.US\$ 33bn to support the Ukrainian budget, o/w c.US\$ 15.9bn remain undisbursed as of now

## Committed and disbursed budget financing during the wartime<sup>1</sup>

	US\$m	Committed	Disbursed			Share disbursed
		Total	Loans	Grants	Total	
	USA	12,990	-	6,990	6,990	54%
	EU	11,600	2,282	144	2,426	21%
	Canada	1,521	1,521	-	1,521	100%
	IMF	1,410	1,410	-	1,410	100%
	Germany	1,373	324	1,049	1,373	100%
	UK	1,102	449	128	577	52%
	World Bank	929	929	-	929	100%
	EIB	720	720	-	720	100%
	Japan	581	581	-	581	100%
	France	332	332	-	332	100%
	Italy	330	206	125	330	100%
	Netherlands	310	85	21	106	34%
	Sweden	49	49	-	49	100%
	Denmark	23	-	23	23	100%
	Norway	22	-	22	22	100%
	Lithuania	15	10	5	15	100%
	Austria	11	-	11	11	100%
	Latvia	5	-	5	5	100%
	Albania	1	-	1	1	100%
	Iceland	0.5	-	0.5	0.5	100%
	<b>Total</b>	<b>33,325</b>	<b>8,898</b>	<b>8,524</b>	<b>17,422</b>	<b>52%</b>

Note 1 As of 13.09.2022

Source Ministry of Finance of Ukraine, public information