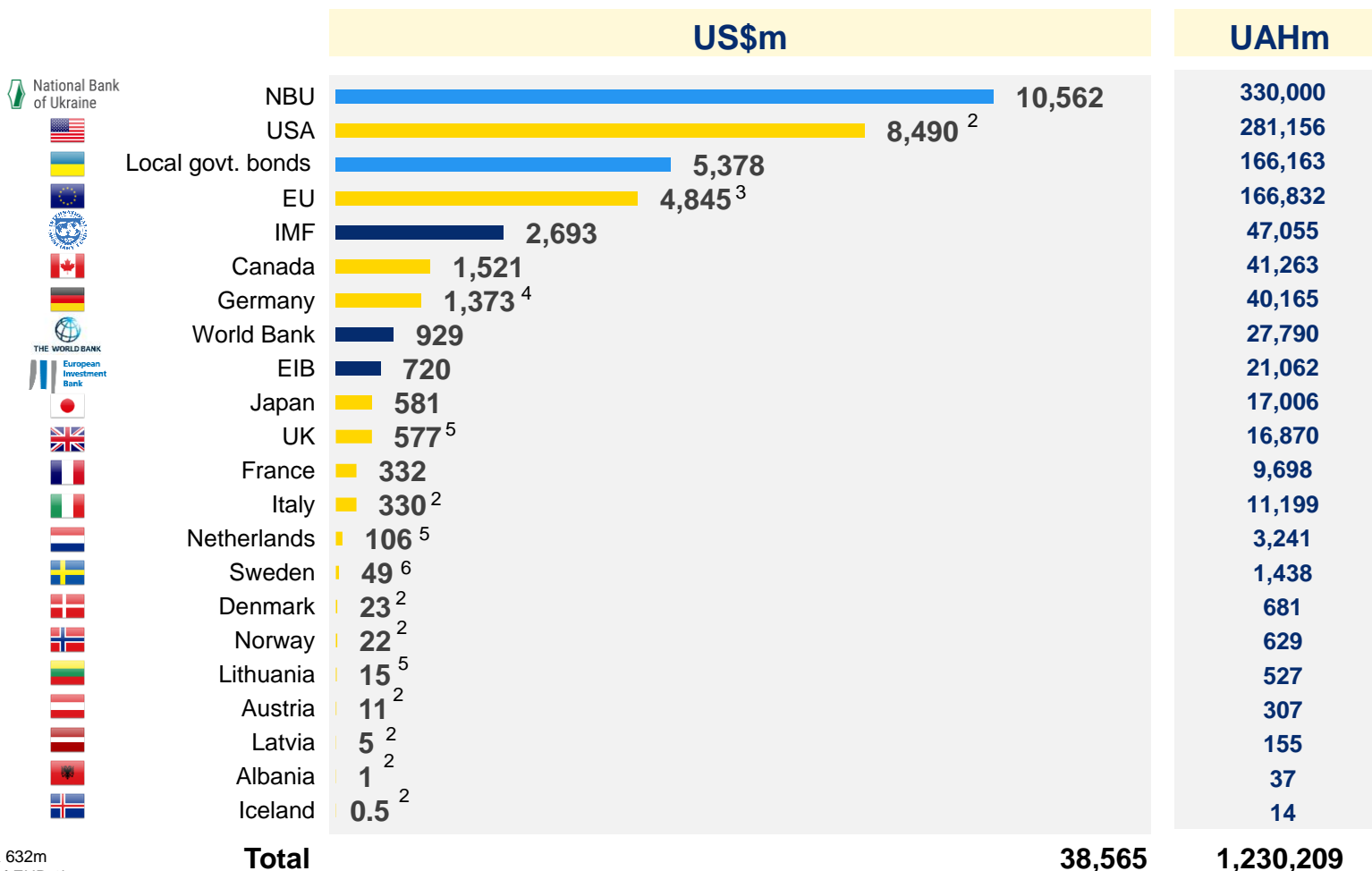




The sources of Ukraine's state budget financing from Feb 24 to Oct 19 are the war bonds, IFI loans, and bilateral loans and grants

Received budget financing (general fund) during the wartime split by sources¹



Note 1 As of 19.10.2022

Note 2 Grant

Note 3 Including grant of EUR 632m

Note 4 Grant Including grant of EUR 1bn

Note 5 Guarantee, incl. grant of USD 128m (UK), EUR 80m loan (Netherlands), EUR 5m grant (Lithuania)

Note 6 Guarantee

Source Ministry of Finance of Ukraine

IFIs

Bilateral and grants





















Domestic government bonds



SUPPORT UKRAINIAN BRAVERY

Since February 24, Ukraine's donors committed c.US\$ 36bn to support the Ukrainian budget, o/w c.US\$ 12.5bn remain undisbursed as of now

Committed and disbursed budget financing during the wartime¹

US\$m	Committed	Disbursed				Share disbursed	
	Total	General fund		Budget for reconstruction			Total
		Loans	Grants	Loans	Grants		
 USA	12,990	-	8,490	-	-	8,490	65%
 EU	11,500	4,219	626	-	-	4,845	42%
 IMF	2,693	2,693	-	-	-	2,693	100%
 EIB	2,320	720	-	1,000	-	1,720	74%
 Canada	1,521	1,521	-	-	-	1,521	100%
 Germany	1,373	324	1,049	-	-	1,373	100%
 UK	1,077	449	128	-	-	577	54%
 World Bank	929	929	-	-	-	929	100%
 Japan	581	581	-	-	-	581	100%
 France	332	332	-	-	-	332	100%
 Italy	330	206	125	-	-	330	100%
 Netherlands	310	85	21	-	-	106	34%
 Sweden	49	49	-	-	-	49	100%
 Denmark	53	-	23	-	-	23	44%
 Norway	22	-	22	-	-	22	100%
 Lithuania	15	10	5	-	-	15	100%
 Austria	11	-	11	-	-	11	100%
 Latvia	5	-	5	-	-	5	100%
 Albania	1	-	1	-	-	1	100%
 Iceland	0.5	-	0.5	-	-	0.5	100%
Total	36,113	12,118	10,506	1,000	-	23,624	65%

Note 1 As of 19.10.2022

Source Ministry of Finance of Ukraine, public information