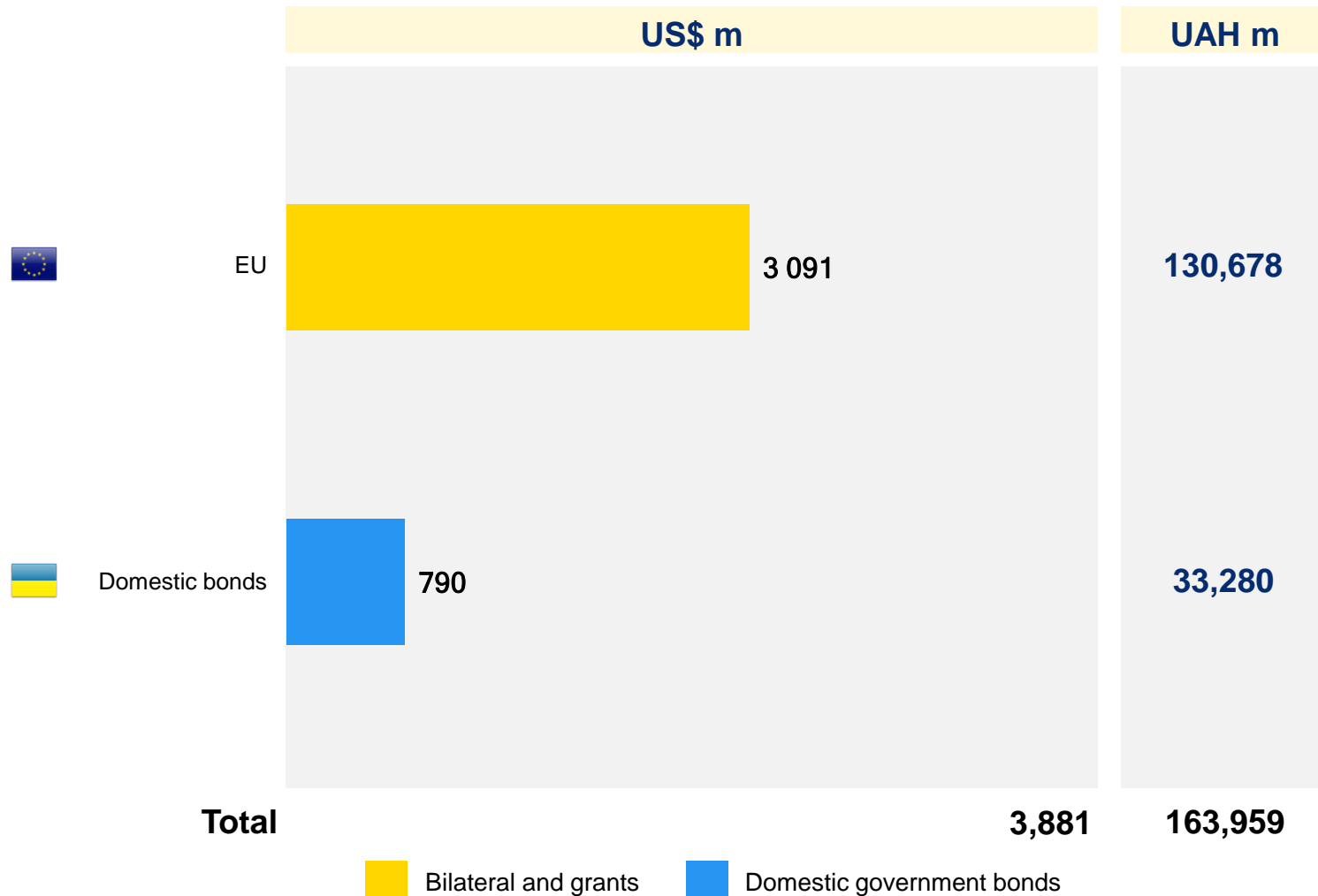




The sources of Ukraine's state budget financing in 2025 are the war bonds as well as bilateral loans and grants

Received budget financing (general fund) in 2025 split by sources¹































Note 1 As of 11.02.2025



SUPPORT UKRAINIAN BRAVERY

Since the start of the full-scale war, Ukraine's donors have disbursed c.US\$ 118bn, mostly in concessional loans

Received external budget financing since February 2022 (general fund)¹

US\$ m	2022			2023			2024			2025			Total since Feb 2022
	Loans	Grants	Total	Loans	Grants	Total	Loans	Grants	Total	Loans	Grants	Total	
 EU	7,265	696	7,961	19,530	-	19,530	14,117	3,208	17,326	3,091	-	3,091	47,908
 USA	-	11,976	11,976	-	10,950	10,950	-	8,314 ²	8,314	-	-	-	31,240
 IMF	2,693	-	2,693	4,474	-	4,474	5,278	-	5,278	-	-	-	12,445
 Japan	581	-	581	3,394	233	3,626	3,596	722	4,319	-	-	-	8,526
 Canada	1,889	-	1,889	1,757	-	1,757	1,761	-	1,761	-	-	-	5,406
 World Bank	1,385	-	1,385	655	-	655	3,226	21	3,247	-	-	-	5,287
 UK	947	91	1,039	998	-	998	998	-	998	-	-	-	3,034
 Germany	324	1,260	1,584	-	105	105	-	-	-	-	-	-	1,690
 EIB	720	-	720	-	-	-	-	-	-	-	-	-	720
 Norway	-	21	21	-	190	190	-	306	306	-	-	-	517
 France	437	-	437	-	-	-	-	-	-	-	-	-	437
 Italy	206	125	330	-	-	-	-	-	-	-	-	-	330
 Netherlands	318	-	318	-	-	-	-	-	-	-	-	-	318
 Spain	-	-	-	51	50	101	3	-	3	-	-	-	104
 South Korea	-	-	-	-	-	-	100	-	100	-	-	-	100
 Denmark	30	21	51	-	-	-	-	-	-	-	-	-	51
 Sweden	49	-	49	-	-	-	-	-	-	-	-	-	49
 Finland	-	-	-	-	36	36	-	-	-	-	-	-	36
 Lithuania	10	12	22	-	-	-	-	-	-	-	-	-	22
 Ireland	-	-	-	-	21	21	-	-	-	-	-	-	21
 Latvia	10	5	16	-	-	-	-	-	-	-	-	-	16
 Austria	-	10	10	-	-	-	-	-	-	-	-	-	10
 Switzerland	-	-	-	-	30	30	-	-	-	-	-	-	30
 CEB	-	-	-	-	-	-	11	-	11	-	-	-	11
 Belgium	-	5	5	-	3	3	-	-	-	-	-	-	8
 Albania	-	1	1	-	-	-	-	-	-	-	-	-	1
 Iceland	-	0	0	-	2	2	-	-	-	-	-	-	2
 Estonia	-	-	-	-	0	0	-	-	-	-	-	-	0
Total	16,865	14,224	31,089	30,858	11,621	42,478	29,090	12,572	41,662	3,091	-	3,091	118,320

Note 1 As of 11.02.2025

Note 2 includes US\$ 1.6bn grant enabling US\$ 4.8bn loan from World Bank

Source Ministry of Finance of Ukraine, public information