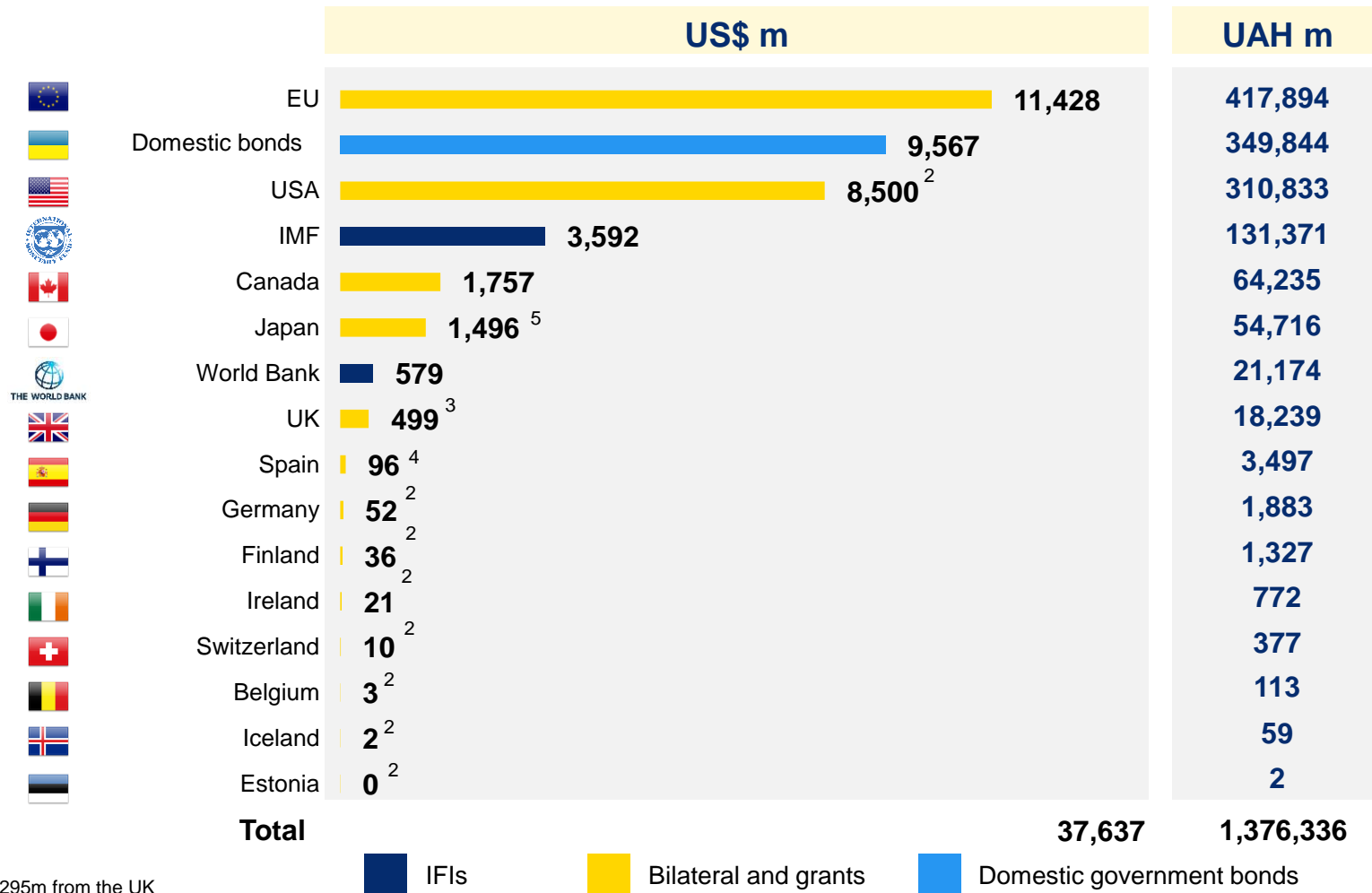




The sources of Ukraine's state budget financing in 2023 are the war bonds as well as bilateral loans and grants

Received budget financing (general fund) in 2023 split by sources¹



Note 1 As of 16.08.2023

Note 2 Grant

Note 3 Guarantee of USD 295m from the UK

Note 4 Grant and EUR 43m guarantee



























Note 5 Guarantee

Source Ministry of Finance of Ukraine

SUPPORT UKRAINIAN BRAVERY

Since the start of the full-scale war, Ukraine's donors disbursed c.US\$ 60bn, mostly in concessional loans

Received budget financing since February 2022¹

US\$ m	2022			2023			Total since Feb 2022
	Loans	Grants	Total	Loans	Grants	Total	
 EU	7,265	696	7,961	11,428	-	11,428	19,389
 US	-	11,980	11,980	-	8,500	8,500	20,480
 IMF	2,693	-	2,693	3,592	-	3,592	6,286
 Canada	1,889	-	1,889	1,757	-	1,757	3,645
 World Bank	1,385	-	1,385	579	-	579	1,964
 EIB	1,720	-	1,720	-	-	-	1,720
 Germany	324	1,260	1,584	-	52	52	1,636
 UK	949	91	1,040	499	-	499	1,539
 Japan	581	-	581	1,496	-	1,496	2,078
 France	437	-	437	-	-	-	437
 Italy	206	125	330	-	-	-	330
 Netherlands	318	-	318	-	-	-	318
 Denmark	30	21	51	-	-	-	51
 Spain	-	-	-	46	50	96	96
 Sweden	49	-	49	-	-	-	49
 Lithuania	10	12	22	-	-	-	22
 Norway	-	21	21	-	-	-	21
 Finland	-	-	-	-	36	36	36
 Ireland	-	-	-	-	21	21	21
 Latvia	10	5	16	-	-	-	16
 Austria	-	11	11	-	-	-	11
 Switzerland	-	-	-	-	10	10	10
 Belgium	-	5	5	-	3	3	8
 Albania	-	1	1	-	-	-	1
 Iceland	-	0	0	-	2	2	2
 Estonia	-	-	-	-	0.1	0.1	0.1
Total	17,867	14,228	32,095	19,396	8,674	28,070	60,165

Note 1 As of 16.08.2023

Source Ministry of Finance of Ukraine, public information