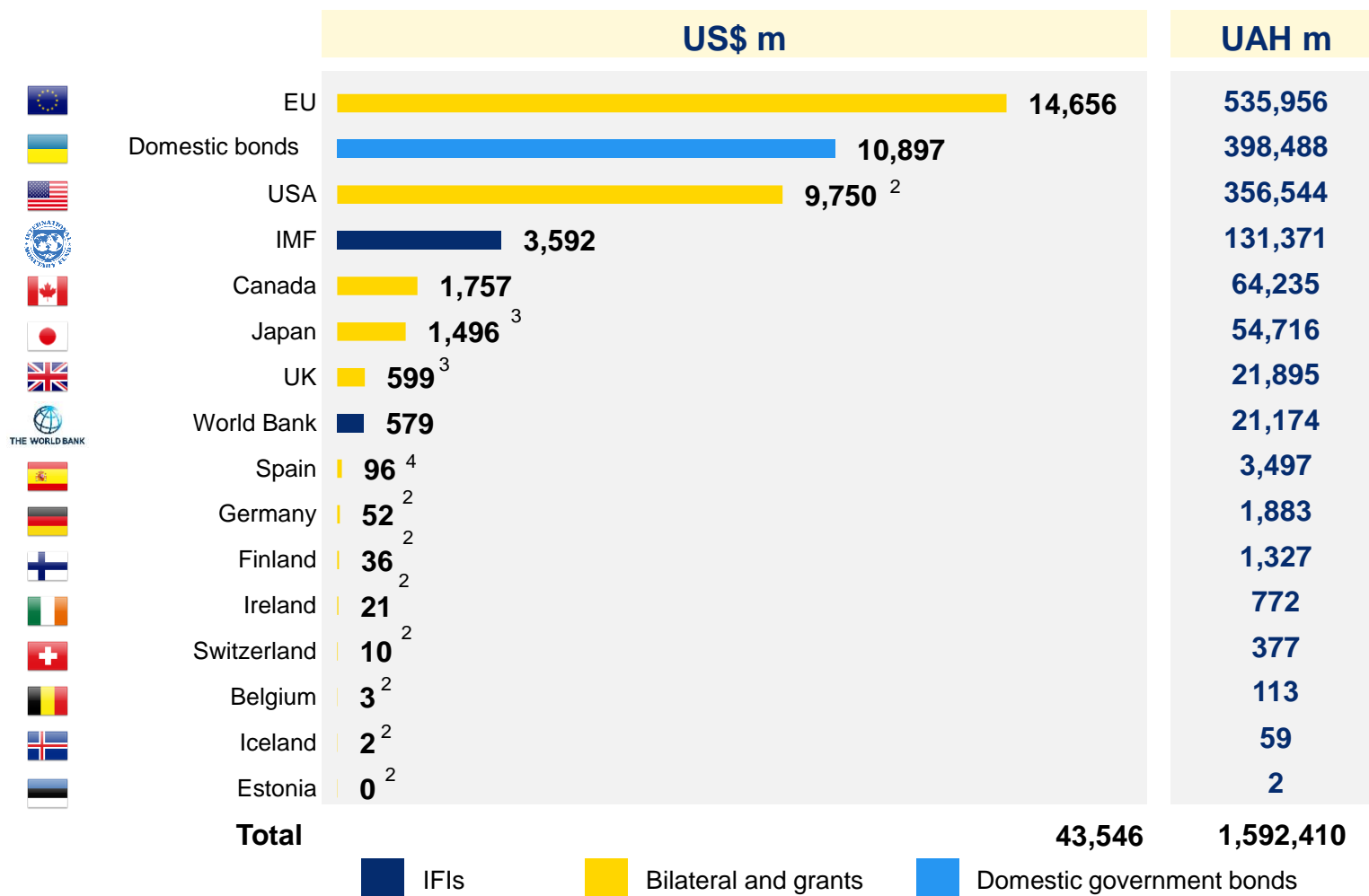


The sources of Ukraine's state budget financing in 2023 are the war bonds as well as bilateral loans and grants

Received budget financing (general fund) in 2023 split by sources¹



Note 1 As of 26.09.2023

Note 2 Grant

Note 3 Guarantee



























Note 4 Grant and EUR 43m guarantee

Source Ministry of Finance of Ukraine

SUPPORT UKRAINIAN BRAVERY

Since the start of the full-scale war, Ukraine's donors disbursed c.US\$ 65bn, mostly in concessional loans

Received budget financing since February 2022¹

	US\$ m	2022			2023			Total since Feb 2022
		Loans	Grants	Total	Loans	Grants	Total	
	EU	7,265	696	7,961	14,656	-	14,656	22,618
	US	-	11,980	11,980	-	9,750	9,750	21,730
	IMF	2,693	-	2,693	3,592	-	3,592	6,286
	Canada	1,889	-	1,889	1,757	-	1,757	3,645
	World Bank	1,385	-	1,385	579	-	579	1,964
	EIB	1,720	-	1,720	-	-	-	1,720
	Germany	324	1,260	1,584	-	52	52	1,636
	UK	949	91	1,040	599	-	599	1,639
	Japan	581	-	581	1,496	-	1,496	2,078
	France	437	-	437	-	-	-	437
	Italy	206	125	330	-	-	-	330
	Netherlands	318	-	318	-	-	-	318
	Denmark	30	21	51	-	-	-	51
	Spain	-	-	-	46	50	96	96
	Sweden	49	-	49	-	-	-	49
	Lithuania	10	12	22	-	-	-	22
	Norway	-	21	21	-	-	-	21
	Finland	-	-	-	-	36	36	36
	Ireland	-	-	-	-	21	21	21
	Latvia	10	5	16	-	-	-	16
	Austria	-	11	11	-	-	-	11
	Switzerland	-	-	-	-	10	10	10
	Belgium	-	5	5	-	3	3	8
	Albania	-	1	1	-	-	-	1
	Iceland	-	0	0	-	2	2	2
	Estonia	-	-	-	-	0.1	0.1	0.1
Total		17,867	14,228	32,095	22,725	9,924	32,649	64,744

Note 1 As of 26.09.2023

Source Ministry of Finance of Ukraine, public information