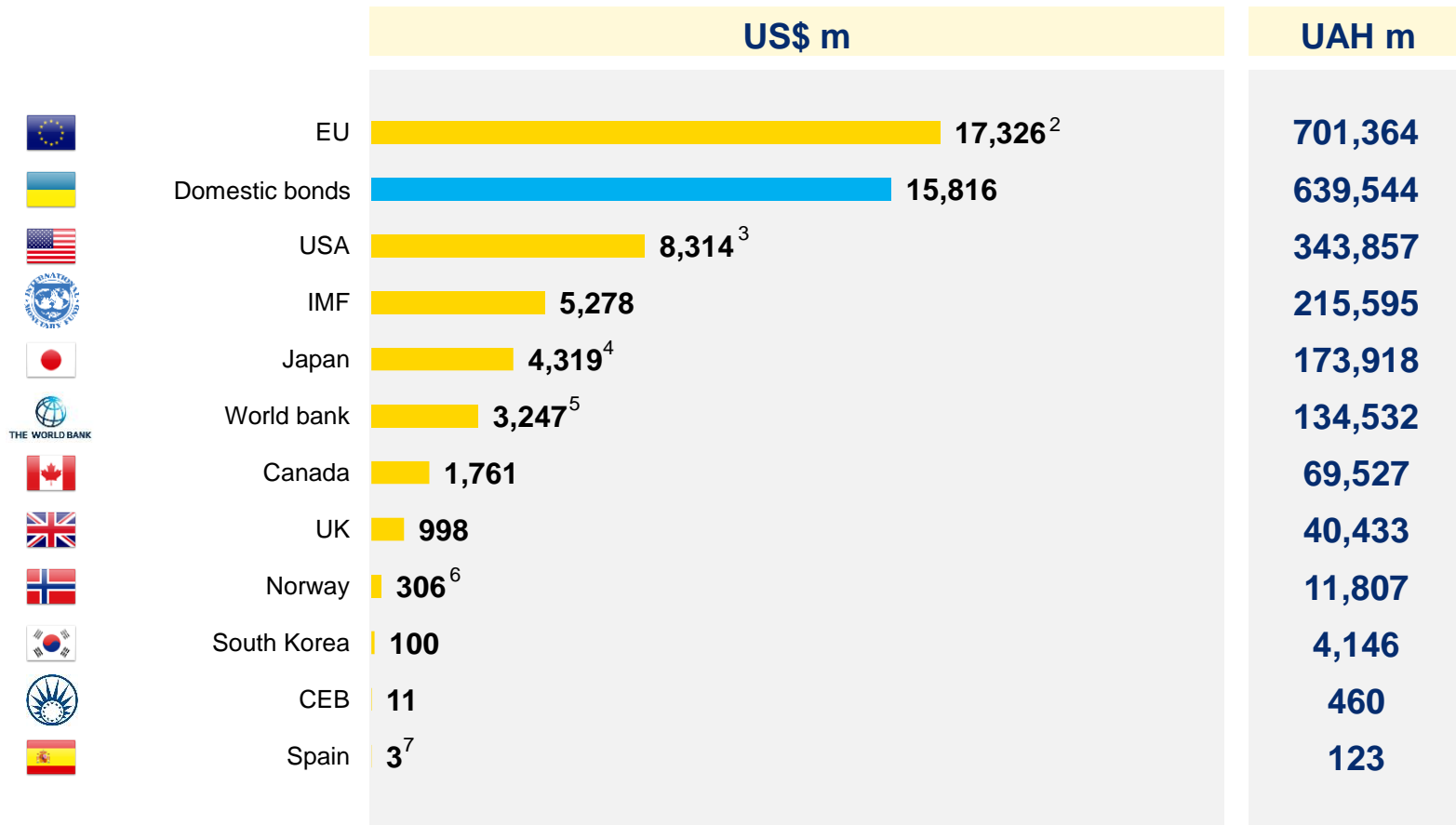






# The sources of Ukraine's state budget financing in 2024 are the war bonds as well as bilateral loans and grants

## Received budget financing (general fund) in 2024 split by sources<sup>1</sup>



 Bilateral and grants

 Domestic government bonds

Note 1 As of 31.12.2024

Note 2 US\$ 3.2bn grant and US\$ 14.1bn loans

Note 3 Grant, also includes US\$ 1.6bn grant enabling US\$ 4.8bn loan from World Bank

Note 4 US\$ 3.596m loans and US\$ 722m grants

Note 5 US\$ 21m grant, US\$ 3.2bn loans





























Note 6 Grant

Note 7 Guarantee

SUPPORT UKRAINIAN BRAVERY

Since the start of the full-scale war, Ukraine's donors have disbursed c.US\$ 115bn, mostly in concessional loans

## Received external budget financing since February 2022 (general fund)<sup>1</sup>

US\$ m	2022			2023			2024			Total since Feb 2022
	Loans	Grants	Total	Loans	Grants	Total	Loans	Grants	Total	
 EU	7,265	696	7,961	19,530	-	19,530	14,117	3,208	17,326	44,817
 USA	-	11,976	11,976	-	10,950	10,950	-	8,314 <sup>2</sup>	8,314	31,240
 IMF	2,693	-	2,693	4,474	-	4,474	5,278	-	5,278	12,445
 Japan	581	-	581	3,394	233	3,626	3,596	722	4,319	8,526
 Canada	1,889	-	1,889	1,757	-	1,757	1,761	-	1,761	5,406
 World Bank	1,385	-	1,385	655	-	655	3,226	21	3,247	5,287
 UK	947	91	1,039	998	-	998	998	-	998	3,034
 Germany	324	1,260	1,584	-	105	105	-	-	-	1,690
 EIB	720	-	720	-	-	-	-	-	-	720
 Norway	-	21	21	-	190	190	-	306	306	517
 France	437	-	437	-	-	-	-	-	-	437
 Italy	206	125	330	-	-	-	-	-	-	330
 Netherlands	318	-	318	-	-	-	-	-	-	318
 Spain	-	-	-	51	50	101	3	-	3	104
 South Korea	-	-	-	-	-	-	100	-	100	100
 Denmark	30	21	51	-	-	-	-	-	-	51
 Sweden	49	-	49	-	-	-	-	-	-	49
 Finland	-	-	-	-	36	36	-	-	-	36
 Lithuania	10	12	22	-	-	-	-	-	-	22
 Ireland	-	-	-	-	21	21	-	-	-	21
 Latvia	10	5	16	-	-	-	-	-	-	16
 Austria	-	10	10	-	-	-	-	-	-	10
 Switzerland	-	-	-	-	30	30	-	-	-	30
 CEB	-	-	-	-	-	-	11	-	11	11
 Belgium	-	5	5	-	3	3	-	-	-	8
 Albania	-	1	1	-	-	-	-	-	-	1
 Iceland	-	0	0	-	2	2	-	-	-	2
 Estonia	-	-	-	-	0	0	-	-	-	0
<b>Total</b>	<b>16,865</b>	<b>14,224</b>	<b>31,089</b>	<b>30,858</b>	<b>11,621</b>	<b>42,478</b>	<b>29,090</b>	<b>12,572</b>	<b>41,662</b>	<b>115,229</b>

Note 1 As of 31.12.2024

Note 2 includes US\$ 1.6bn grant enabling US\$ 4.8bn loan from World Bank

Source Ministry of Finance of Ukraine, public information