



MINISTRY OF
FINANCE OF
UKRAINE

Bank of America

Small Talks Symposium - Ukraine

Sergii Marchenko
Minister of Finance of Ukraine

October 5, 2021



2022-2024 budget declaration steering medium-term decisions

Indicators envisaged by Ukraine's Budget Declaration for 2022-2024

	2021	2022	2023	2024
Key macroeconomic assumptions				
Nominal GDP, UAHbn	4,809	5,369	5,994	6,651
Real GDP growth, %	4.1%	3.8%	4.7%	5.0%
CPI (eop), %	8.9%	6.2%	5.3%	5.0%
PPI (eop), %	17.0%	7.8%	6.2%	5.7%
Unemployment rate, %	9.2%	8.5%	8.0%	7.8%
Trade deficit, USDbn	(6.2)	(8.6)	(10.6)	(12.1)
NBU's key policy rate (eop), %	7.5%	7.0%	5.5%	5.2%
UAH/USD (avg)	28.0	28.6	28.8	29.2
Key state budget indicators, UAHbn				
	<i>Law</i> ¹	<i>Draft Law</i> ²	<i>Budget Declaration</i>	<i>Budget Declaration</i>
(i) Revenues	1,107.4	1,267.4	1,333.2	1,451.6
<i>as % of GDP</i>	<i>23.0%</i>	<i>23.6%</i>	<i>22.2%</i>	<i>21.8%</i>
(ii) Expenditures	1,345.1	1,441.9	1,497.0	1,614.1
<i>as % of GDP</i>	<i>28.0%</i>	<i>26.9%</i>	<i>25.0%</i>	<i>24.3%</i>
(iii) Net lending	9.2	13.5	16.0	17.1
<i>as % of GDP</i>	<i>0.2%</i>	<i>0.3%</i>	<i>0.3%</i>	<i>0.3%</i>
Overall state budget deficit	246.8	188.0	179.8	179.6
<i>as % of GDP</i>	<i>5.1%</i>	<i>3.5%</i>	<i>3.0%</i>	<i>2.7%</i>

Source Ministry of Finance of Ukraine, Verkhovna Rada of Ukraine

Notes 1 As of August 2021 (based on the monthly budget execution report of the State Treasury Service of Ukraine)

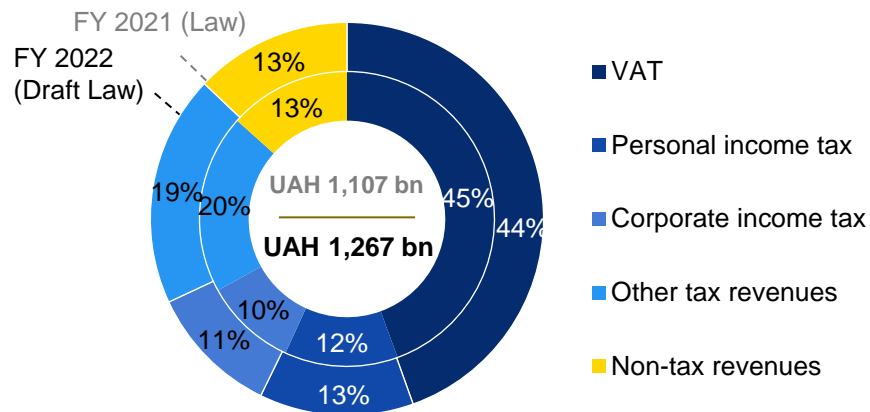
2 As of September 15, 2021

Focus on social welfare, healthcare, and economic activity expenditures in 2022

2022 draft state budget law

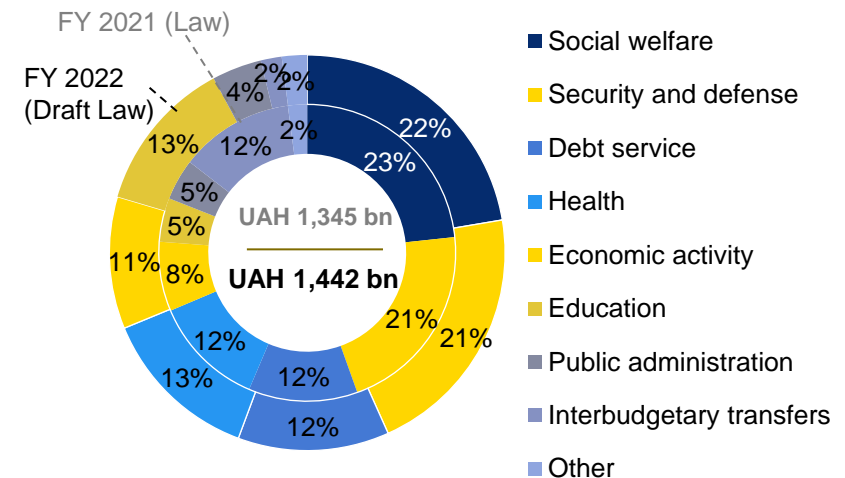
2022 vs 2021 state budget revenues split¹

2022 state budget revenues: UAH 1,267bn



2022 vs 2021 state budget expenditures split¹

2022 state budget expenditures: UAH 1,442bn



Key indicators of 2022 Draft State Budget Law:

- ▶ **Total revenues:** UAH 1,267bn (+14%)
- ▶ **Total expenditures:** UAH 1,442bn (+7%)
- ▶ **Budget deficit:** UAH 188.0bn / 3.5% of GDP in 2022 (per government's forecast of UAH 5,369bn GDP in 2022)

Source Ministry of Finance of Ukraine, Verkhovna Rada of Ukraine

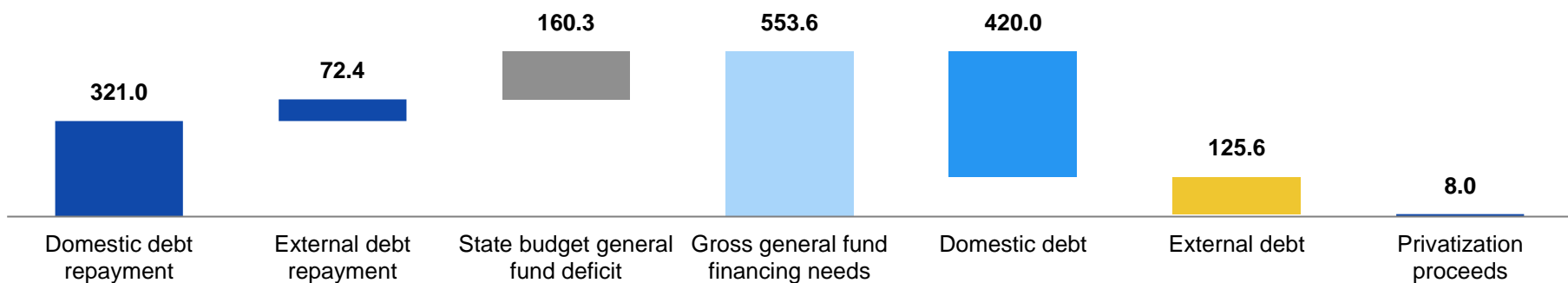
Notes 1 According to Draft State Budget Law 2022 (as of Sep 2021) and State Budget Law 2021 (as of Aug

Achievable financing needs envisaged by 2022 draft budget law

2022 draft state budget law

	2020	2021	2022
Key state budget indicators, UAHbn	<i>Actual</i>	<i>Law¹</i>	<i>Draft Law²</i>
(i) Revenues	1,076.0	1,107.4	1,267.4
<i>as % of GDP</i>	25.7%	23.0%	23.6%
(ii) Expenditures	1,288.1	1,345.1	1,441.9
<i>as % of GDP</i>	30.7%	28.0%	26.9%
(iii) Net lending	5.5	9.2	13.5
<i>as % of GDP</i>	0.1%	0.2%	0.3%
Overall state budget deficit	217.6	246.8	188.0
<i>as % of GDP</i>	5.2%	5.1%	3.5%

2022 state budget general fund financing, UAHbn



Source Ministry of Finance of Ukraine, Verkhovna Rada of Ukraine

Notes 1 As of July 2021 (based on the monthly budget execution report of the State Treasury Service of Ukraine)

2 As of September 15, 2021