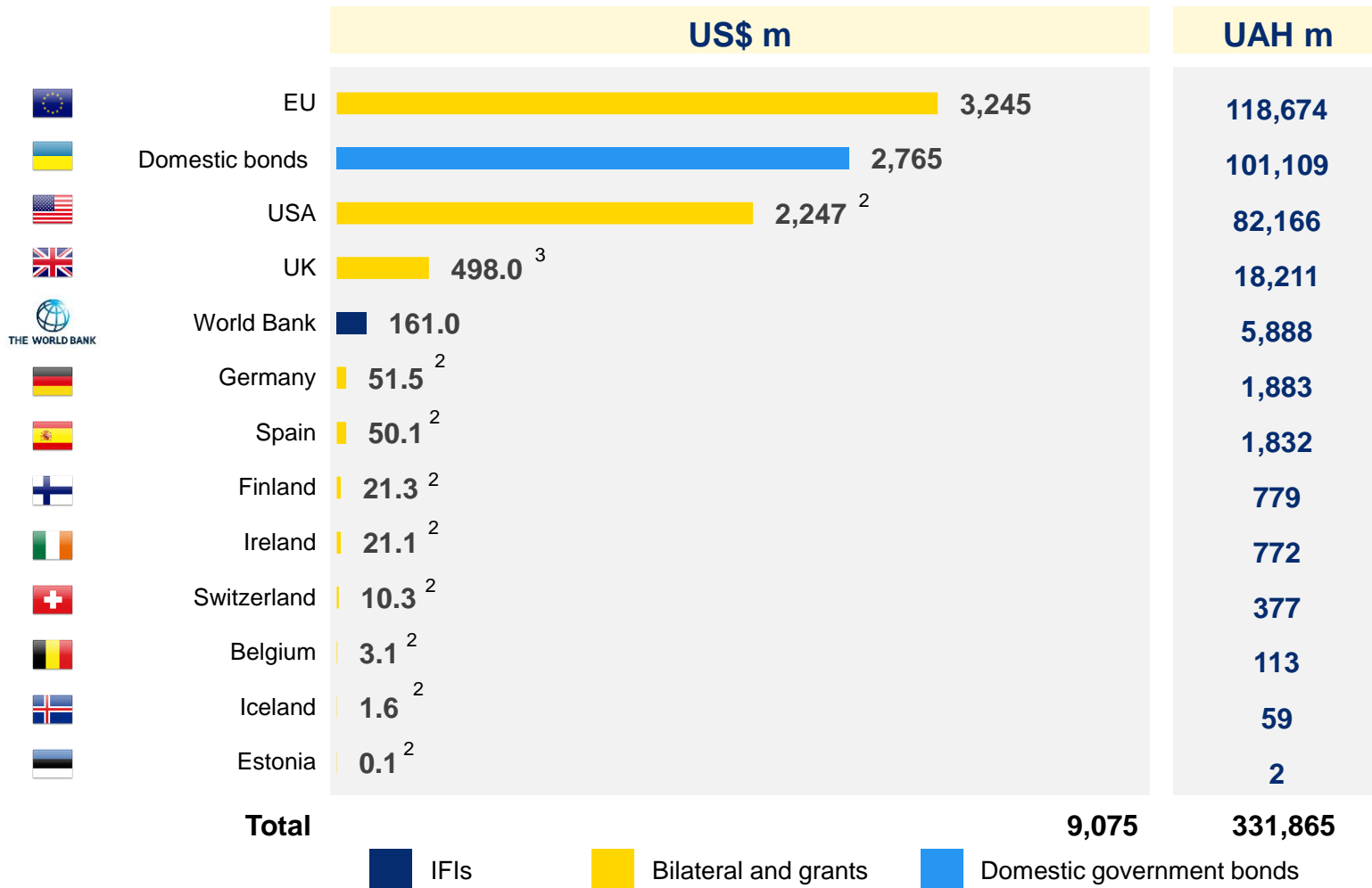




The sources of Ukraine's state budget financing in 2023 are the war bonds as well as bilateral loans and grants

Received budget financing (general fund) in 2023 split by sources¹



Note 1 As of 01.03.2023

Note 2 Grant

Note 3 Guarantee of USD 295m from the UK



























Source Ministry of Finance of Ukraine



SUPPORT UKRAINIAN BRAVERY

Since the start of the full-scale war, Ukraine's donors disbursed c.US\$ 38bn, mostly in concessional loans

Received budget financing since February 2022¹

	US\$ m	2022			2023			Total since Feb 2022
		Loans	Grants	Total	Loans	Grants	Total	
 US		-	11,990	11,990	-	2,247	2,247	14,237
 EU		7,265	696	7,961	3,245	-	3,245	11,207
 IMF		2,693	-	2,693	-	-	-	2,693
 Canada		1,889	-	1,889	-	-	-	1,889
 EIB		1,720	-	1,720	-	-	-	1,720
 Germany		324	1,260	1,584		52	52	1,636
 UK		948	128	1,076	498	-	498	1,574
 World Bank		1,385	-	1,385	161	-	161	1,546
 Japan		581	-	581	-	-	-	581
 France		437	-	437	-	-	-	437
 Italy		206	125	330	-	-	-	330
 Netherlands		318	-	318	-	-	-	318
 Denmark		30	23	53	-	-	-	53
 Spain		-	-	-		50	50	50
 Sweden		49	-	49	-	-	-	49
 Lithuania		10	12	22	-	-	-	22
 Norway		-	22	22	-	-	-	22
 Finland		-	-	-		21	21	21
 Ireland		-	-	-	-	21	21	21
 Latvia		10	5	16	-	-	-	16
 Austria		-	11	11	-	-	-	11
 Switzerland		-	-	-	-	10	10	10
 Belgium		-	5	5	-	3	3	8
 Albania		-	1	1	-	-	-	1
 Iceland		-	0.5	0.5		2	2	2
 Estonia		-	-	-	-	0.1	0.1	0.1
Total		17,866	14,278	32,144	3,904	2,406	6,310	38,454

Note 1 As of 01.03.2023

Source Ministry of Finance of Ukraine, public information