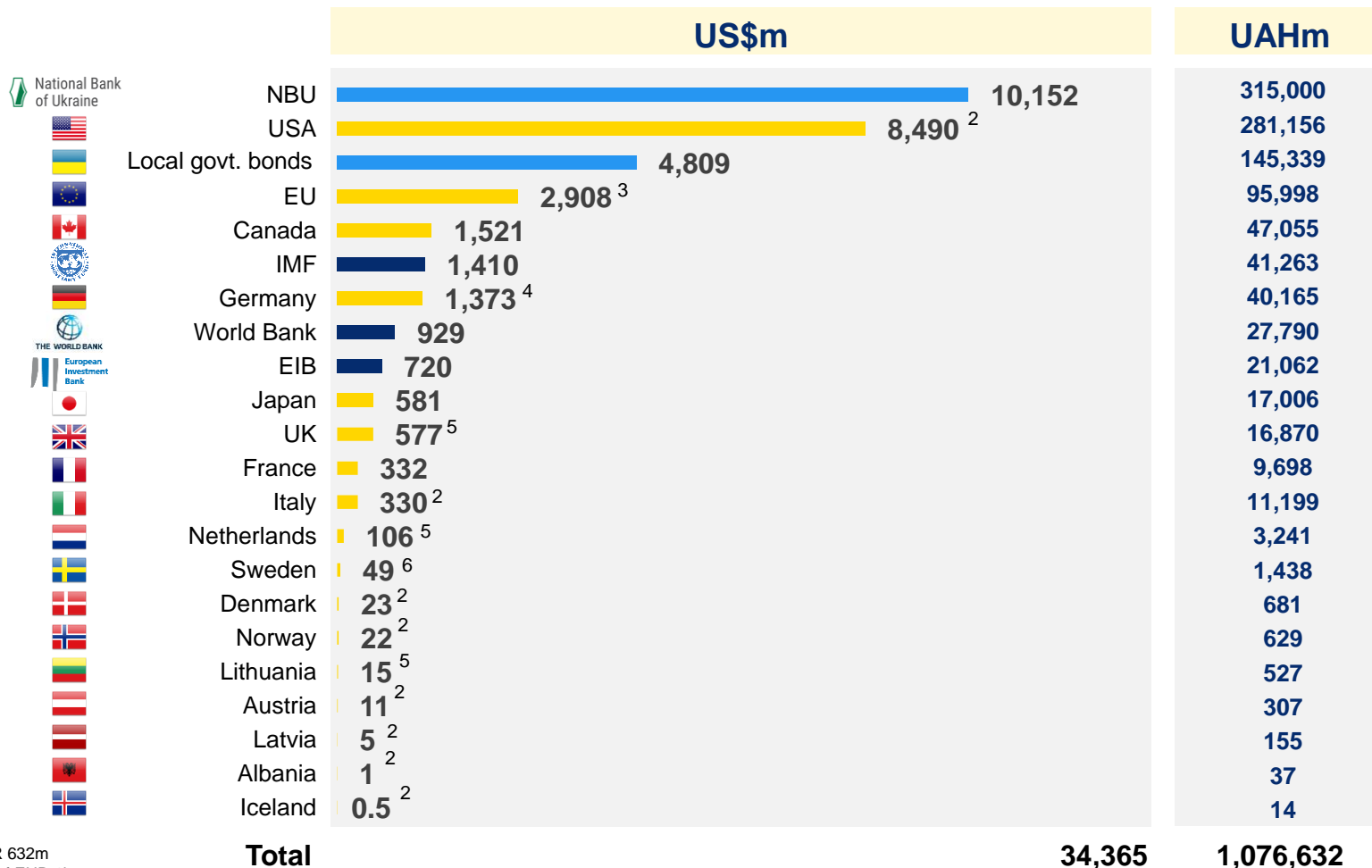




The sources of Ukraine's state budget financing from Feb 24 to Oct 4 are the war bonds, IFI loans, and bilateral loans and grants

Received budget financing (general fund) during the wartime split by sources¹



Note 1 As of 04.10.2022

Note 2 Grant

Note 3 Including grant of EUR 632m

Note 4 Grant Including grant of EUR 1bn

Note 5 Guarantee, incl. grant of USD 128m (UK), EUR 80m loan (Netherlands), EUR 5m grant (Lithuania)

Note 6 Guarantee

Source Ministry of Finance of Ukraine

IFIs

Bilateral and grants





















Domestic government bonds



SUPPORT UKRAINIAN BRAVERY

Since February 24, Ukraine's donors committed c.US\$ 35bn to support the Ukrainian budget, o/w c.US\$ 15.5bn remain undisbursed as of now

Committed and disbursed budget financing during the wartime¹

US\$m	Committed	Disbursed				Total	Share disbursed
	Total	General fund		Budget for reconstruction			
		Loans	Grants	Loans	Grants		
 USA	12,990	-	8,490	-	-	8,490	65%
 EU	11,500	2,282	626	-	-	2,908	25%
 IMF	2,710	1,410	-	-	-	1,410	52%
 EIB	2,320	720	-	500	-	1,220	53%
 Canada	1,521	1,521	-	-	-	1,521	100%
 Germany	1,373	324	1,049	-	-	1,373	100%
 UK	1,077	449	128	-	-	577	54%
 World Bank	929	929	-	-	-	929	100%
 Japan	581	581	-	-	-	581	100%
 France	332	332	-	-	-	332	100%
 Italy	330	206	125	-	-	330	100%
 Netherlands	310	85	21	-	-	106	34%
 Sweden	49	49	-	-	-	49	100%
 Denmark	53	-	23	-	-	23	44%
 Norway	22	-	22	-	-	22	100%
 Lithuania	15	10	5	-	-	15	100%
 Austria	11	-	11	-	-	11	100%
 Latvia	5	-	5	-	-	5	100%
 Albania	1	-	1	-	-	1	100%
 Iceland	0.5	-	0.5	-	-	0.5	100%
Total	36,130	8,898	10,506	500	-	19,904	55%

Note 1 As of 04.10.2022

Source Ministry of Finance of Ukraine, public information