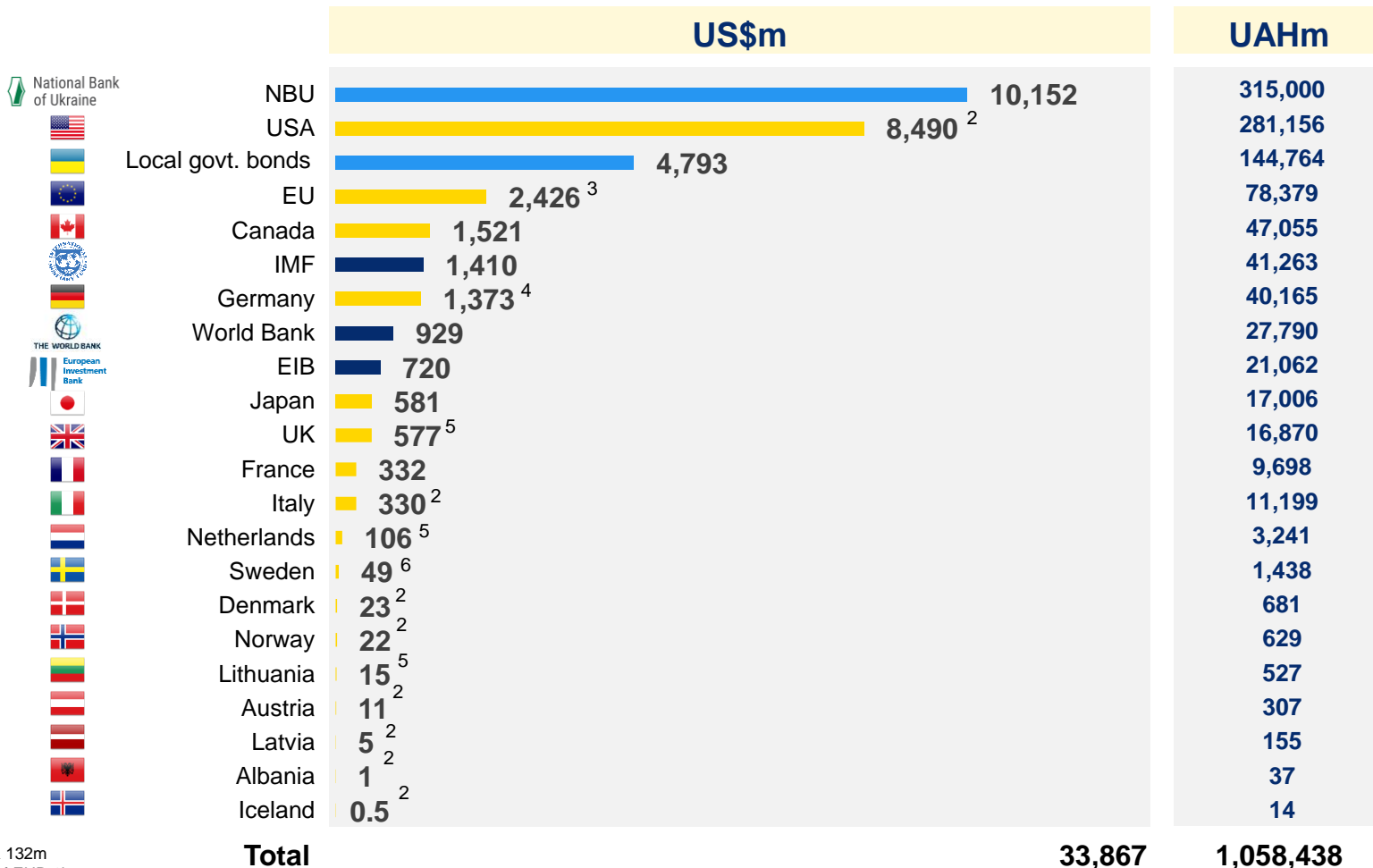




The sources of Ukraine's state budget financing from Feb 24 to Sep 20 are the war bonds, IFI loans, and bilateral loans and grants

Received budget financing (general fund) during the wartime split by sources¹



Note 1 As of 20.09.2022

Note 2 Grant

Note 3 Including grant of EUR 132m

Note 4 Grant Including grant of EUR 1bn

Note 5 Guarantee, incl. grant of USD 128m (UK), EUR 80m loan (Netherlands), EUR 5m grant (Lithuania)

Note 6 Guarantee

Source Ministry of Finance of Ukraine





















■ IFIs
 ■ Bilateral and grants
 ■ Domestic government bonds



SUPPORT UKRAINIAN BRAVERY

Since February 24, Ukraine's donors committed c.US\$ 35bn to support the Ukrainian budget, o/w c.US\$ 15.5bn remain undisbursed as of now

Committed and disbursed budget financing during the wartime¹

US\$m	Committed	Disbursed				Share disbursed	
	Total	General fund		Budget for reconstruction			Total
		Loans	Grants	Loans	Grants		
 USA	12,990	-	8,490	-	-	8,490	65%
 EU	11,600	2,282	144	-	-	2,426	21%
 EIB	2,320	720	-	500	-	1,220	53%
 Canada	1,521	1,521	-	-	-	1,521	100%
 IMF	1,410	1,410	-	-	-	1,410	100%
 Germany	1,373	324	1,049	-	-	1,373	100%
 UK	1,102	449	128	-	-	577	52%
 World Bank	929	929	-	-	-	929	100%
 Japan	581	581	-	-	-	581	100%
 France	332	332	-	-	-	332	100%
 Italy	330	206	125	-	-	330	100%
 Netherlands	310	85	21	-	-	106	34%
 Sweden	49	49	-	-	-	49	100%
 Denmark	23	-	23	-	-	23	100%
 Norway	22	-	22	-	-	22	100%
 Lithuania	15	10	5	-	-	15	100%
 Austria	11	-	11	-	-	11	100%
 Latvia	5	-	5	-	-	5	100%
 Albania	1	-	1	-	-	1	100%
 Iceland	0.5	-	0.5	-	-	0.5	100%
Total	34,925	8,898	10,024	500	-	19,422	56%

Note 1 As of 20.09.2022

Source Ministry of Finance of Ukraine, public information