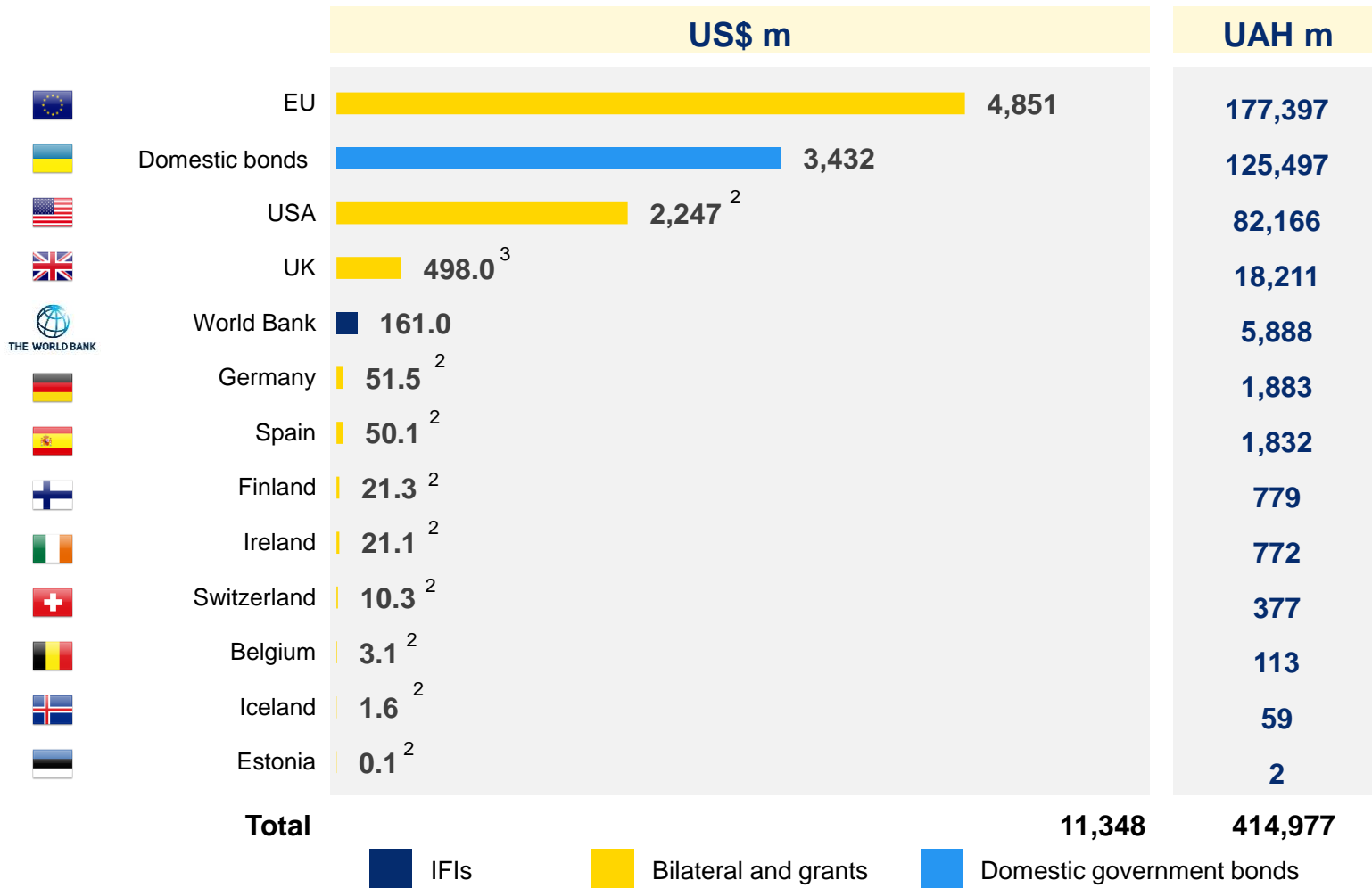




The sources of Ukraine's state budget financing in 2023 are the war bonds as well as bilateral loans and grants

Received budget financing (general fund) in 2023 split by sources¹



Note 1 As of 23.03.2023

Note 2 Grant

Note 3 Guarantee of USD 295m from the UK



























Source Ministry of Finance of Ukraine



SUPPORT UKRAINIAN BRAVERY

Since the start of the full-scale war, Ukraine's donors disbursed c.US\$ 40bn, mostly in concessional loans

Received budget financing since February 2022¹

US\$ m	2022			2023			Total since Feb 2022
	Loans	Grants	Total	Loans	Grants	Total	
 US	-	11,990	11,990	-	2,247	2,247	14,237
 EU	7,265	696	7,961	4,851	-	4,851	12,812
 IMF	2,693	-	2,693	-	-	-	2,693
 Canada	1,889	-	1,889	-	-	-	1,889
 EIB	1,720	-	1,720	-	-	-	1,720
 Germany	324	1,260	1,584	-	52	52	1,636
 UK	948	128	1,076	498	-	498	1,574
 World Bank	1,385	-	1,385	161	-	161	1,546
 Japan	581	-	581	-	-	-	581
 France	437	-	437	-	-	-	437
 Italy	206	125	330	-	-	-	330
 Netherlands	318	-	318	-	-	-	318
 Denmark	30	23	53	-	-	-	53
 Spain	-	-	-	-	50	50	50
 Sweden	49	-	49	-	-	-	49
 Lithuania	10	12	22	-	-	-	22
 Norway	-	22	22	-	-	-	22
 Finland	-	-	-	-	21	21	21
 Ireland	-	-	-	-	21	21	21
 Latvia	10	5	16	-	-	-	16
 Austria	-	11	11	-	-	-	11
 Switzerland	-	-	-	-	10	10	10
 Belgium	-	5	5	-	3	3	8
 Albania	-	1	1	-	-	-	1
 Iceland	-	0.5	0.5	-	2	2	2
 Estonia	-	-	-	-	0.1	0.1	0.1
Total	17,866	14,278	32,144	5,510	2,406	7,916	40,060

Note 1 As of 23.03.2023

Source Ministry of Finance of Ukraine, public information