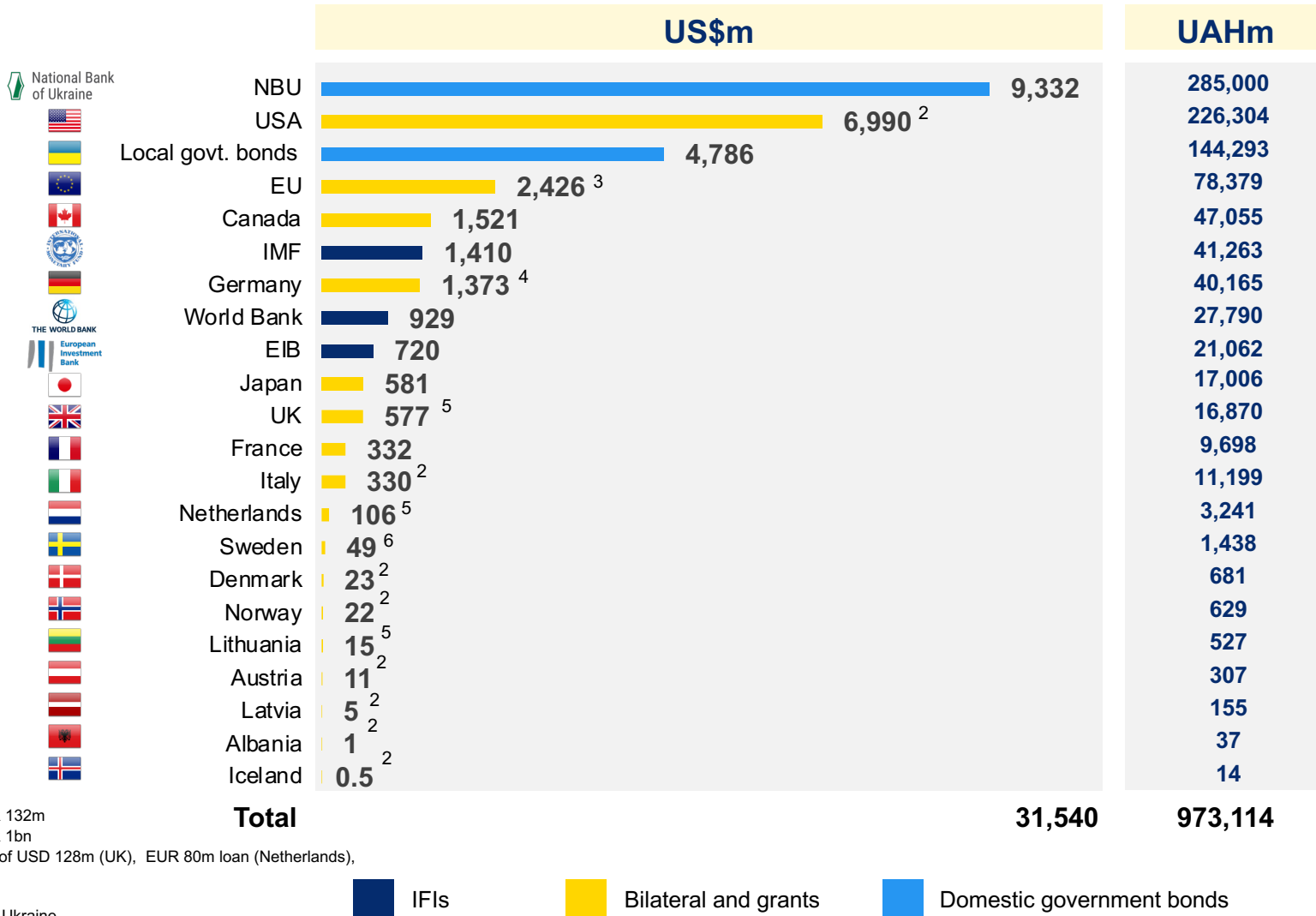




The sources of Ukraine's state budget financing from Feb 24 to Aug 30 are the war bonds, IFI loans, and bilateral loans and grants

Received budget financing during the wartime split by sources¹



Note 1 As of 30.08.2022

Note 2 Grant

Note 3 Including grant of EUR 132m

Note 4 Including grant of EUR 1bn

Note 5 Guarantee, incl. grant of USD 128m (UK), EUR 80m loan (Netherlands), EUR 5m grant (Lithuania)

Note 6 Guarantee





















Source Ministry of Finance of Ukraine



SUPPORT UKRAINIAN BRAVERY

Since February 24, Ukraine's donors committed c.US\$ 28bn to support the Ukrainian budget, o/w c.US\$ 10.9bn remain undisbursed as of now

Committed and disbursed budget financing during the wartime¹

	US\$m	Committed	Disbursed			Share disbursed
		Total	Loans	Grants	Total	
	EU	11,100	2,282	144	2,426	22%
	USA	8,490	-	6,990	6,990	82%
	Canada	1,521	1,521	-	1,521	100%
	IMF	1,410	1,410	-	1,410	100%
	Germany	1,373	324	1,049	1,373	100%
	UK	1,102	449	128	577	52%
	World Bank	929	929	-	929	100%
	EIB	720	720	-	720	100%
	Japan	581	581	-	581	100%
	France	332	332	-	332	100%
	Italy	330	206	125	330	100%
	Netherlands	310	85	21	106	34%
	Sweden	49	49	-	49	100%
	Denmark	23	-	23	23	100%
	Norway	22	-	22	22	100%
	Lithuania	15	10	5	15	100%
	Austria	11	-	11	11	100%
	Latvia	5	-	5	5	100%
	Albania	1	-	1	1	100%
	Iceland	0.5	-	0.5	0.5	100%
	Total	28,325	8,898	8,524	17,422	62%

Note 1 As of 30.08.2022

Source Ministry of Finance of Ukraine, public information