



Ukreximbank, as of January 01, 2022

State share (represented by the Cabinet of Ministers of Ukraine): 100%

Acting Chairman of the Management Board: Sergii Iermakov

Chairperson of Supervisory Board: Olyana Gordiyenko

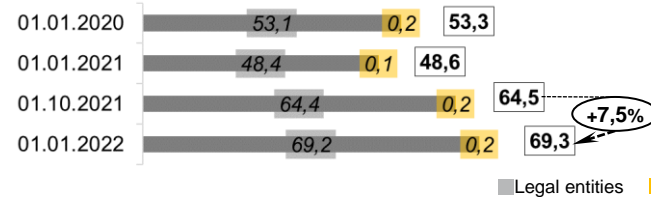
Number of branches: 52

Number of employees: 2 725

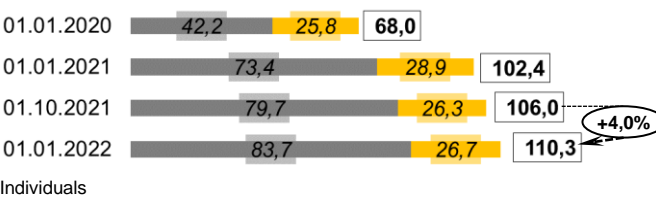
1 Balance sheet indicators

UAH mln	01.01.2021	01.10.2021	01.01.2022	change			
				compared to		in	
				01.01.2021	in Q4 2021	UAH mln	%
Net assets, total	192 835	197 339	192 054	-782	-0,4	-5 285	-2,7
Total assets, total	245 632	233 012	210 029	-35 602	-14,5	-22 982	-9,9
Cash and equivalents	4 217	6 585	3 854	-363	-8,6	-2 731	-41,5
Loans to and debt of clients	48 591	64 522	69 331	20 739	42,7	4 809	7,5
o/w loans to and debt of legal entities	48 450	64 368	69 164	20 714	42,8	4 796	7,5
o/w loans to and debt of individuals	142	154	166	25	17,5	13	8,2
T-bills	59 074	51 524	47 700	-11 375	-19,3	-3 824	-7,4
Liabilities, total	182 511	185 656	179 651	-2 860	-1,6	-6 005	-3,2
Owed to the NBU	16 009	21 367	21 367	5 358	33,5	0	0,0
Owed to banks	1 471	3 813	4 173	2 702	183,6	361	9,5
Owed to clients	114 641	126 403	121 473	6 832	6,0	-4 930	-3,9
o/w legal entities and non-bank FIs	73 440	79 749	83 681	10 241	13,9	3 932	4,9
o/w individuals	28 947	26 293	26 655	-2 292	-7,9	362	1,4
Reference:							
Statutory capital	45 570	45 570	45 570	0	0,0	0	0,0
Equity, total	10 324	11 683	12 402	2 078	20,1	719	6,2
Regulatory capital	15 050	14 164	13 815	-1 234	-8,2	-349	-2,5
Regulatory capital adequacy (sufficiency) ratio	23,27%	20,62%	18,16%	x	x	x	x
Profit / (loss) after tax	-5 604	1 750	2 683	x	x	933	x

Loans to and debt of clients, UAH bn

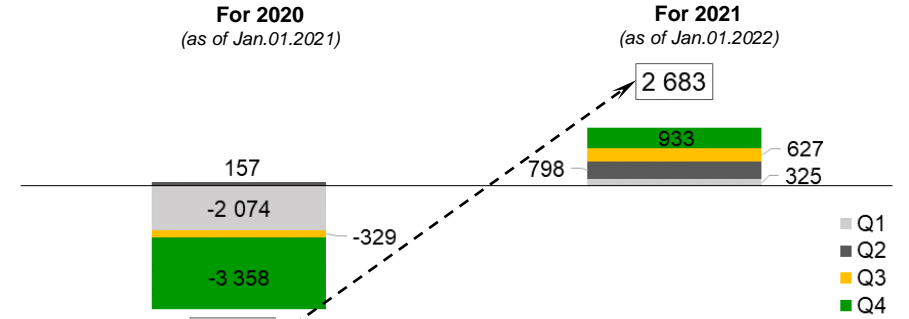


Client funds (legal entities and individual), UAH bn

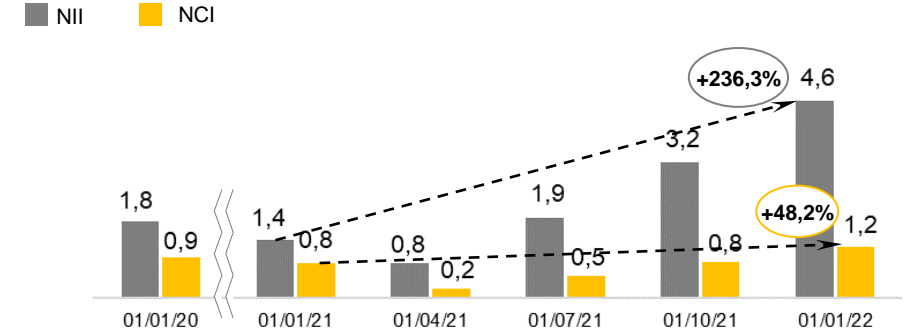


2 Profitability indicators

Profitability, UAH mln

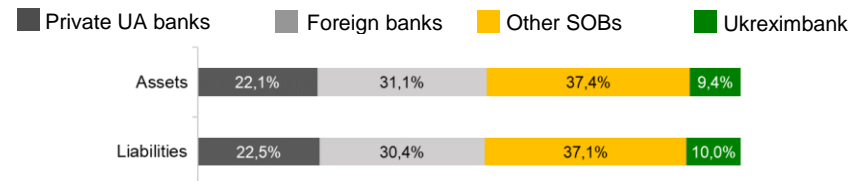


Net commission and interest income, UAH bn

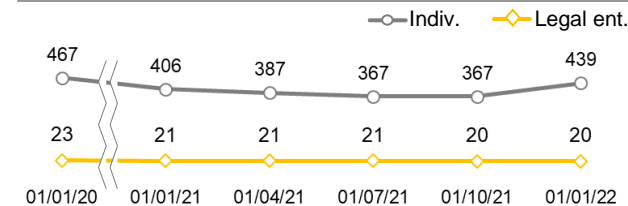


3 Other indicators

Distribution of liabilities and net assets by banks, %



Number of active clients, thou.



Payments, UAH bn

