



UkrGasbank, as of October 01, 2024


State share (represented by the Cabinet of Ministers of Ukraine): 94,94%
 Chairperson of Management Board: acting Rodion Morozov
 Chairperson of Supervisory Board: Pašić Sanela

Number of branches: 218
 Number of employees: 3 704


1 Balance sheet indicators

UAH mln	01.01.2024	01.07.2024	01.10.2024	change			
				compared to 01.01.2024		compared to 01.07.2024	
				UAH mln	%	UAH mln	%
Net assets, total	175 867	176 131	183 689	7 822	4,4	7 558	4,3
Total assets, total	190 337	190 878	199 052	8 715	4,6	8 174	4,3
Cash and equivalents	13 532	19 055	17 256	3 724	27,5	-1 799	-9,4
Loans to and debt of clients	63 333	66 503	68 935	5 602	8,8	2 432	3,7
o/w loans to and debt of legal entities	58 047	59 595	61 248	3 202	5,5	1 653	2,8
o/w loans to and debt of individuals	5 286	6 908	7 687	2 400	45,4	778	11,3
T-bills	42 756	49 402	50 769	8 013	18,7	1 367	2,8
Liabilities, total	164 622	160 032	166 654	2 032	1,2	6 622	4,1
Owed to the NBU	0	0	0	0	-	0	-
Owed to banks	2 795	3 055	3 590	795	28,4	534	17,5
Owed to clients	154 080	147 117	152 153	-1 926	-1,3	5 037	3,4
o/w legal entities and non-bank FIs	119 651	112 626	117 254	-2 398	-2,0	4 627	4,1
o/w individuals	33 587	32 956	33 221	-365	-1,1	266	0,8
Reference:							
Statutory capital	13 319	13 319	13 319	0	0,0	0	0,0
Equity, total	11 246	16 099	17 035	5 790	51,5	936	5,8
Regulatory capital	11 370	12 020	12 077	707	6,2	57	0,5
Regulatory capital adequacy ratio	15,81%	16,12%	15,52%	x	x	x	x
Profit / (loss) after tax	1 936	3 300	4 673	x	x	x	x

Loans to and debt of clients, UAH bn

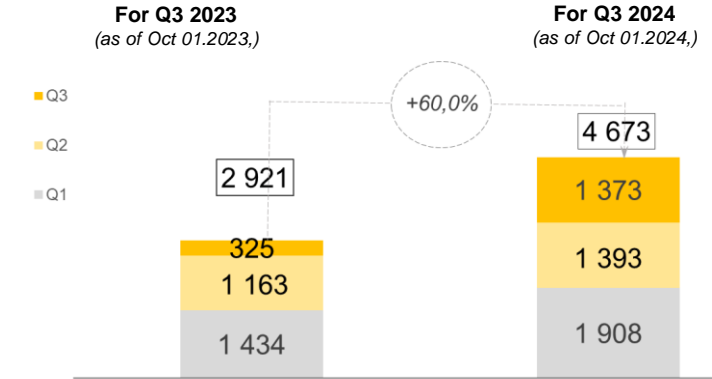


Client funds (legal entities and individual), UAH bn

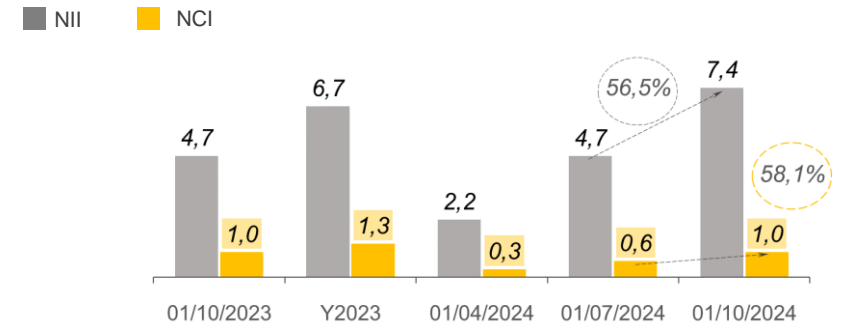


2 Profitability indicators

Profitability, UAH mln

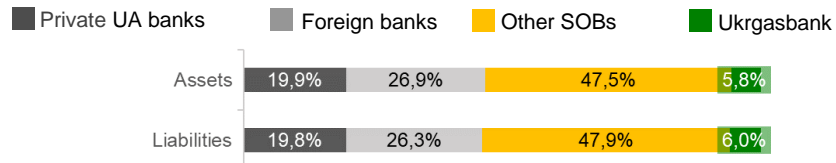


Net commission and interest income, UAH bn



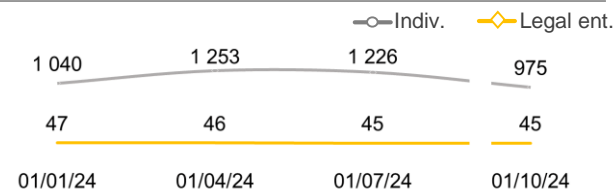
3 Other indicators

Distribution of liabilities and net assets by banks, %*



*Excluding the insolvent bank

Number of active clients, thou.



Payments, UAH bn

