



# UkrGasbank, as of October 01, 2021

State share (represented by the Cabinet of Ministers of Ukraine): 94,94%

Chairperson of Management Board: Andriy Kravets


Chairperson of Supervisory Board: Teimour Bagirov

Number of branches: 269  
Number of employees: 4 370


## 1 Balance sheet indicators

UAH mln	01.01.2021	01.07.2021	01.10.2021	change		
				compared to		in
				01.01.2021	QIII 2021	
<b>Net assets, total</b>	<b>142 780</b>	<b>125 570</b>	<b>112 768</b>	-30 012	-12 802	-10,2
<b>Total assets, total</b>	<b>151 661</b>	<b>134 720</b>	<b>121 190</b>	-30 471	-13 530	-10,0
Cash and equivalents	7 685	9 332	6 214	-1 471	-3 118	-33,4
Loans to and debt of clients	47 518	46 685	49 824	2 307	3 139	6,7
o/w loans to and debt of legal entities	44 331	42 593	45 221	890	2 628	6,2
o/w loans to and debt of individuals	3 187	4 093	4 604	1 417	511	12,5
T-bills	42 815	34 512	28 589	-14 226	-5 923	-17,2
<b>Liabilities, total</b>	<b>134 231</b>	<b>116 643</b>	<b>102 899</b>	-31 332	-13 744	-11,8
Owed to the NBU	0	1 000	1 000	1 000	0	0,0
Owed to banks	2 505	2 764	5 661	3 155	2 897	104,8
Owed to clients	126 571	108 337	91 105	-35 466	-17 232	-15,9
o/w legal entities and non-bank FIs	96 046	74 139	57 381	-38 665	-16 758	-22,6
o/w individuals	29 767	28 870	27 428	-2 339	-1 442	-5,0
<b>Reference:</b>						
Statutory capital	13 319	13 319	13 319	0	0	0,0
Equity, total	8 549	8 927	9 869	1 320	942	10,5
Regulatory capital	8 401	8 547	9 456	1 055	910	10,6
Regulatory capital adequacy (sufficiency) ratio	14,31%	17,42%	19,17%	x	x	x
Profit / (loss) after tax	411	726	1 748	x	1 021	x

### Loans to and debt of clients, UAH bln

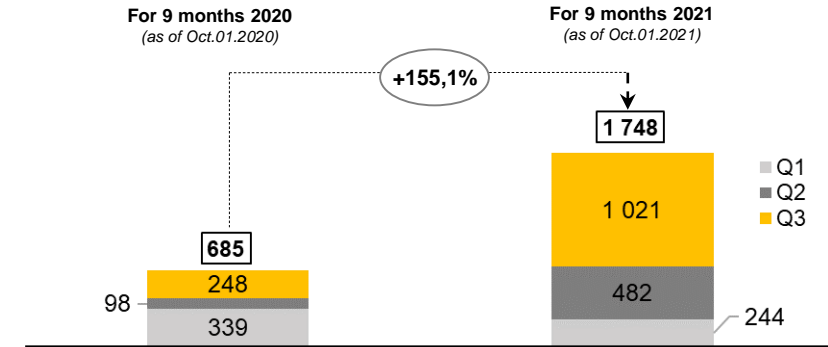


### Client funds (legal entities and individual), UAH bln

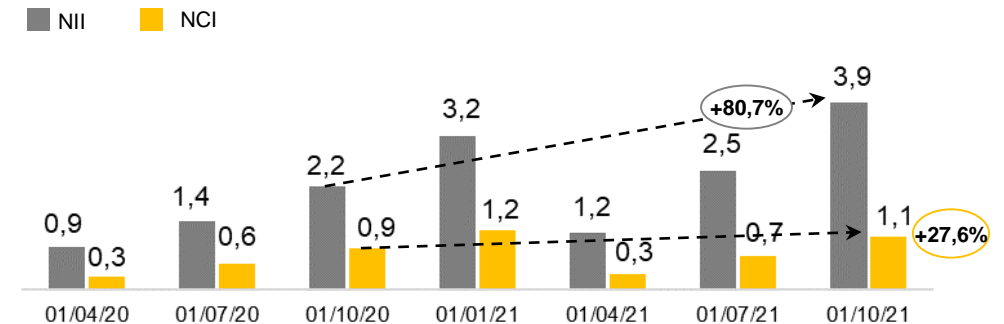


## 2 Profitability indicators

Profitability, UAH mln

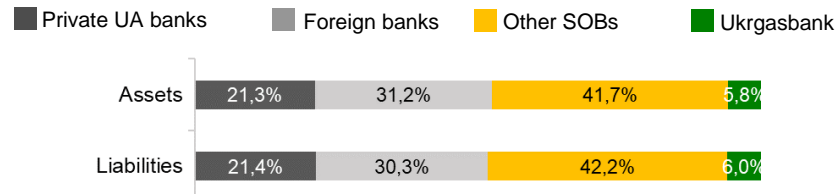


Net commission and interest income, UAH bln

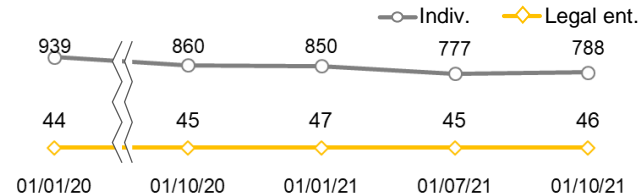


## 3 Other indicators

Distribution of liabilities and net assets by banks, %



Number of active clients, thsd



Payments, UAH bln

